

MINISTRY OF LABOUR AND INDUSTRIAL RELATIONS
(Employment Division)

NATIONAL EMPLOYMENT DEPARTMENT
QUARTERLY BULLETIN
JULY – SEPTEMBER 2025



Ministry of Labour and Industrial Relations

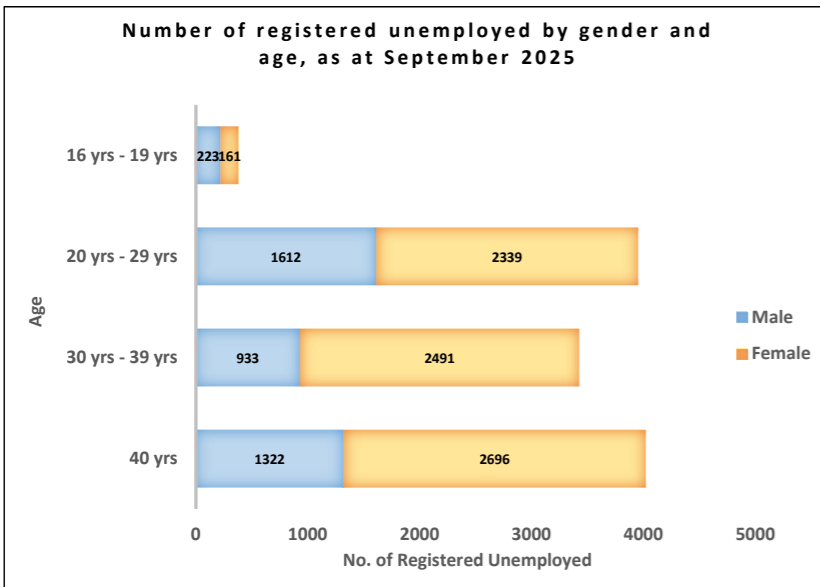
Monthly Statistics – July to September 2025

30,035 jobseekers seeking employment including (11,777) as unemployed or a better job (18,258) as at end of September 2025



Profiling of unemployed jobseekers, vacancies and placement

Number of registered unemployed by gender and age, as at September 2025

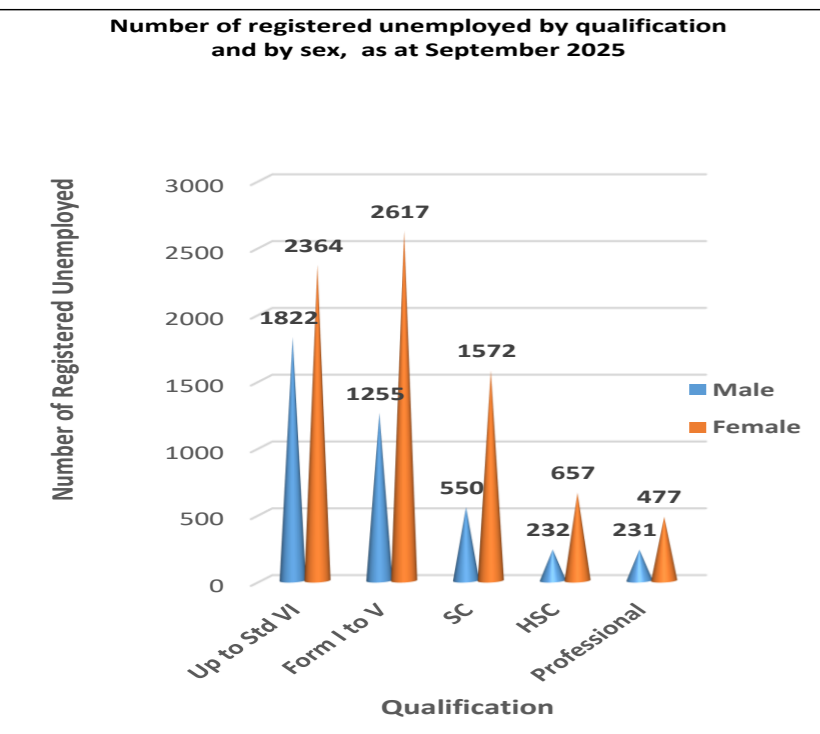


The proportion of females among the registered unemployed was 65% against 35% for males.

The proportion of registered unemployed aged between 16 and 29 years was 45% for males and 33% among females respectively.

The mean age worked out to 35 years for male and 37 years for female jobseekers.

Number of registered unemployed by qualification and by sex, as at September 2025



Among the registered unemployed, some 27% have never been to school or did not pass the Certificate of Primary Education; while about 8% possessed the CPE as the only qualification. Another 33% have followed secondary education (Form I to V), without passing the School Certificate. The proportion of registered unemployed with SC, HSC and tertiary education were 18%, 8% and 6% respectively.

In general, unemployed registered female are more qualified than their male counterparts. The percentage of males and females who did not possess their Certificate of Primary Education was 35% and 23% respectively. On the other hand, 13% of males and 20% of females registered unemployed have attained the School Certificate, 6% of males and 9% of females the Higher School Certificate and 6% of males and 6% of females as professionals.

Vacancies

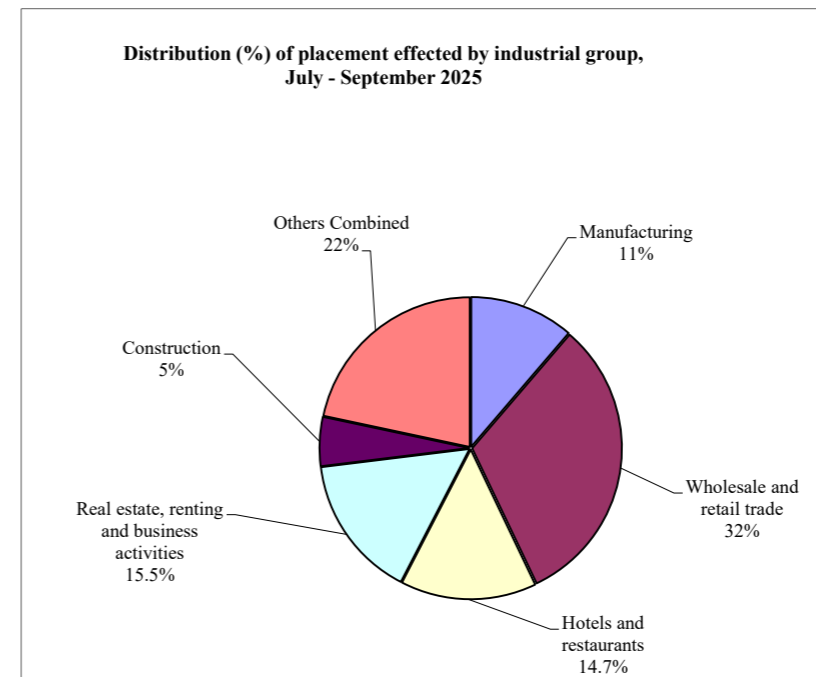
Vacancies notified (%) by the most demanded occupations (20 or more), July-September 2025



From July to September 2025, the most in-demand vacancies were Technician, General and Cleaner, representing 5.5% and 4.9% of the total vacancies respectively, followed by Factory Operator at 4.3%.

Placement

Distribution (%) of placement effected by industrial group, July - September 2025



A breakdown of placements by industrial group shows that the majority of the placements made were in the "Wholesale & Retail Trade; repair of motor vehicles, motorcycles & personal and household goods" sector (32%), "Real Estate, Renting and Business Activities" sector (15.5%) and "Hotels and Restaurants" sector (14.7%). The remaining placements were effected in companies engaged in other activities

Ministry of Labour and Industrial Relations

Monthly Statistics – July to September 2025

Profiling of unemployed jobseekers, vacancies and placements (Cont'd)

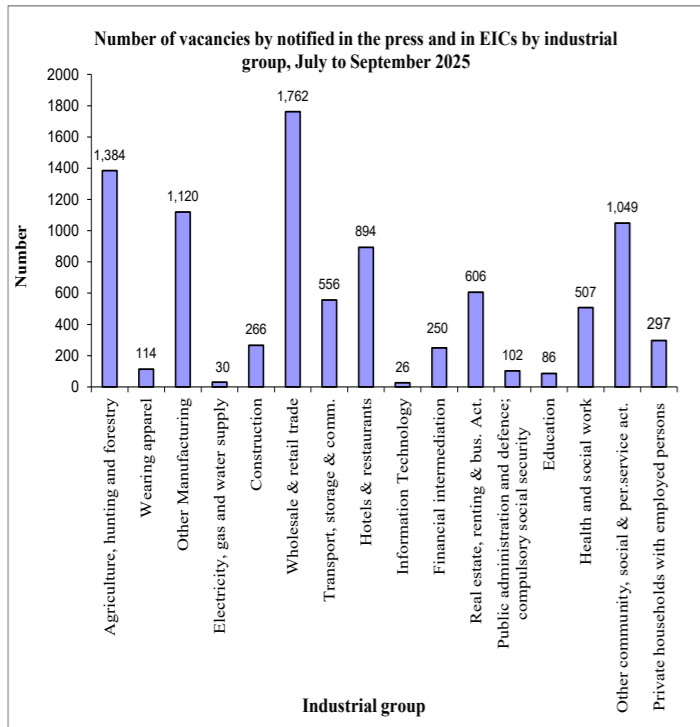
Foreign Workers (Total Work Permits and Certificate of Exemption: 46 671)



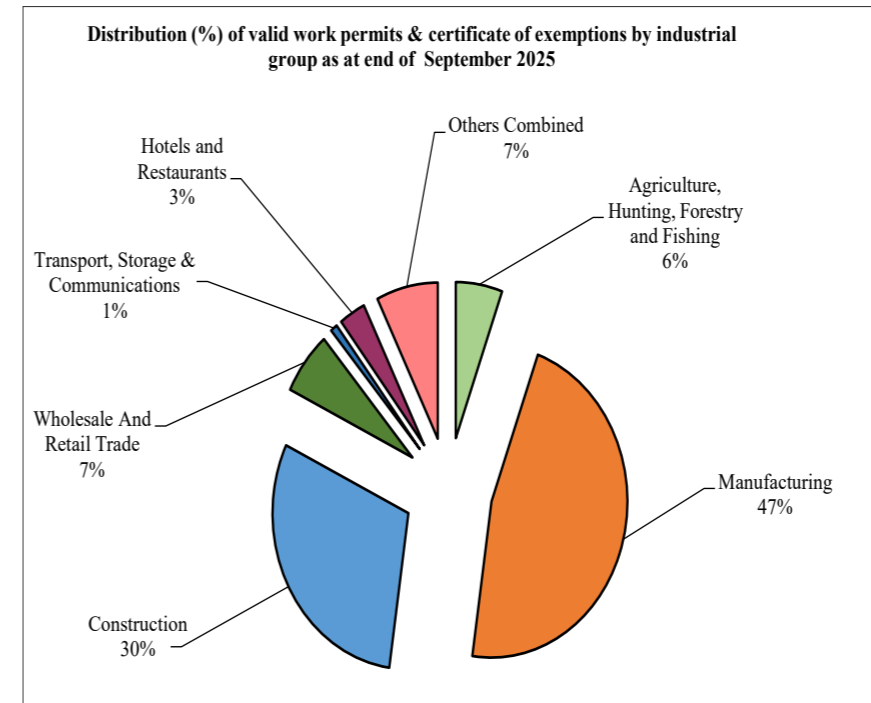
Male: 41 152



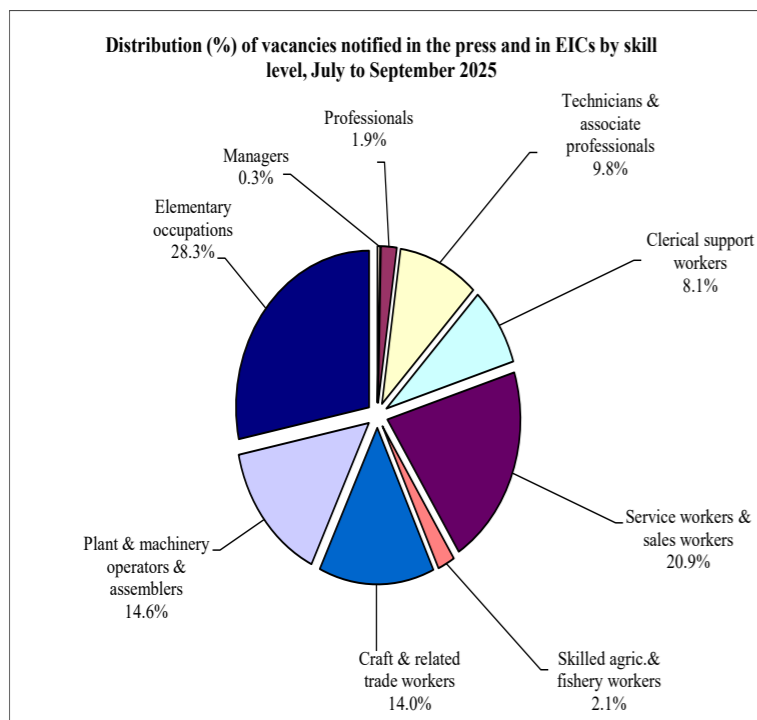
Female: 5 519



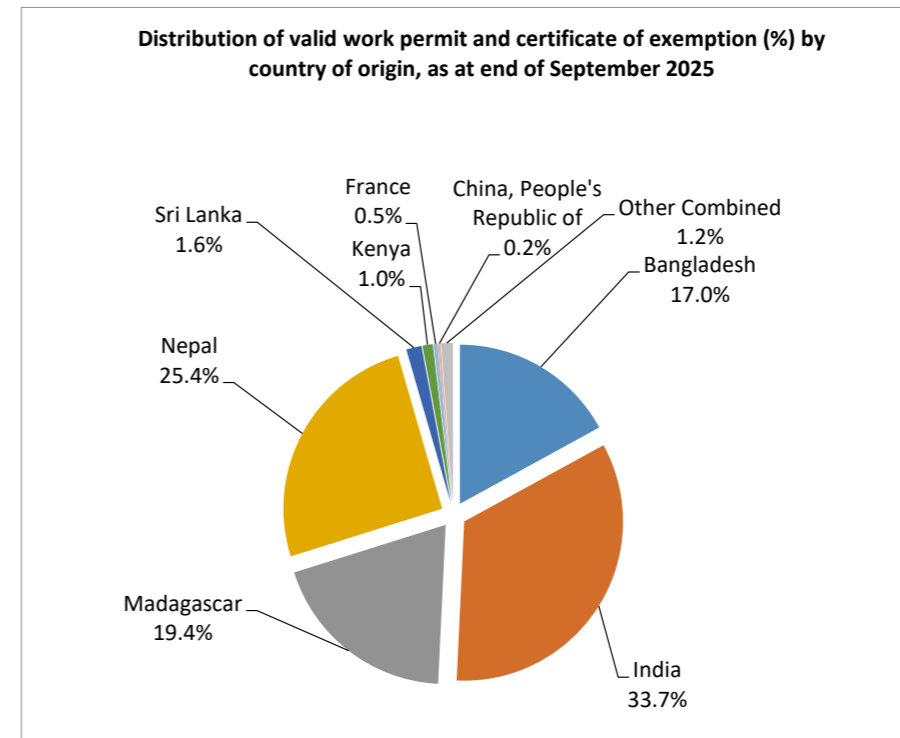
In July to September 2025, vacancies notified in the press and by the EIC numbered to 9,049. The highest number of vacancies being, 1,762 (19%) were advertised in the “*Wholesale and Retail trade*” sector followed by “*Agriculture, forestry and fishing*” sector by 1,384 (15%) and “*Manufacturing including Wearing Apparel*” sector by 1,234 (14%).



The number of valid work permits and certificates of exemption as at the end of September 2025 stood at 46,671 (41,152 males and 5,519 females). Most of the foreign workers in Mauritius were working in the “*Manufacturing*” sector (47%) mainly as Machine Operators in textile, sewing and related fields (28%). The “*Construction*” sector accounted for 30% of foreign workers, with a significant proportion working as Masons (9%).



The distribution of vacancies notified in the press and Employment Information Centres (EICs) by skill level indicates 28.3% for “*Elementary Occupations*”, 20.9% for “*Service and sales workers*”, 14.6% for “*Plant & Machinery operators & assemblers*” workers” and 14.0% for “*Craft & related trade workers*”. The “*Managers*” group indicates the lowest vacancies with 0.3%.



The countries of origin for the valid work permits and certificates of exemption shows that most of the foreign workers come from India (33.7%), followed by Nepal (25.4%), then Madagascar (19.4%) and Bangladesh (17%).

National Employment Department Semester Bulletin - July - September 2025

CONTENTS

	Page
Fact Sheet on Labour Market Indicators	4a - 4b
Section 1 - Registered unemployed in Mauritius	
1. Introduction	6 - 19
2. Registered jobseekers, as at the end of September 2025	6 - 10
Table 1 - Number of registered Unemployed and In Employment jobseekers by sex, as at end of September 2025	6
Table 2 - Registered unemployed jobseekers by age group and sex, as at end of September 2025	7
Table 3 - Registered unemployed jobseekers by qualification and sex, as at end of September 2025	8
3. In employment and seeking another job	10
4. De-registration	10
5. Vacancies	10 - 11
Table 4 - Number of vacancies notified in July - September 2025	10
6. Workfare Programme	12
Table 5 - Laid off workers registered and redeployed for the month of July - September 2025	12
7. Magazine de L'Emploi et des Metiers	12 - 13
Table 6 - Statistics on Magazine de L'Emploi et des Metiers, as at 30 September 2025	13
8. Website of National Employment Department	13
Table 7 - Statistics on the website	13
9. Youth Employment Programme, Dual Training Programme, Back to Work Programme and Trainee Engineer Scheme	13 - 16
10. Trainee Land Surveyor Scheme (TLSS)	16
11. Trainee and Placement of Persons with Disabilities (TPPD)	17
12. Outward Labour Migration	17
13. Job Placement	17 - 18
Table 8 - Type of placements by sex, July - September 2025	18
14. Work Permits and Certificates of Exemption	19
Table 9 - Number of registered unemployed by qualification, length of registration, sex & age group, as at end of September 2025	20 - 20a
10 - Number of registered Unemployed and In Employment jobseekers by EIC and sex, as at end of September 2025	21
11 - Change in number of registered unemployed by age group & sex as at end of June 2025 compared with September 2025	22
12 - Number of registered unemployed by occupational group & sex, as at end of September 2025	22
13 - Number of registered unemployed by district and sex, as at end of September 2025	24
14 - Number of registered unemployed by locality and sex, as at the end of September 2025	24 - 26
15 - Number of registered unemployed with disabilities by nature of disability and sex, as at end of September 2025	27

Table 16	- Number of unemployed new registrants, re-registrants & those who reported for maintaining their registration by Employment Information Centre & sex, July - September 2025	28
17	- Change in the number of new unemployed registrants by educational attainment & sex, July to September 2024 compared to April to June 2025	29
18	- Number of new unemployed registrants by educational attainment, sex & age group, July - September 2025	29
19	- Number of new unemployed registrants by occupational group and sex, July - September 2025	30
20	- Number of In Employment new registrants, re-registrants & those who reported for maintaining their registration by Employment Information Centre & sex, July - September 2025	30
21	- Number of Unemployed and In Employment jobseekers de-registered by EIC and sex, July - September 2025	31
22	- Number of vacancies notified in EICs by industrial group and sex, July - September 2025	32
23	- Number of vacancies notified in the press by industrial group and sex, July - September 2025	32
24	- Number of vacancies notified in the press and in EICs by industrial group and skill level, July - September 2025	33
25	- Change in number of vacancies notified in the press and in EICs by industrial group, July to December 2024 - January to September 2025	35
26	- Number of placements effected under the Youth Employment Programme (private sector) by industrial group and sex, January to September 2025	36
27	- Result of submission of candidates to employers for job placement effected in January -September 2025	37
28	- Number of placements effected by industrial group, occupation and sex, July - September 2025	38 - 45

Work Permits and Certificates of Exemption

Table 29	- Number of new work permits issued by industrial group, occupation and sex, July - September 2025	47 - 58
30	- Number of work permits renewed by industrial group, occupation and sex, July - September 2025	59 - 68
31	- Number of new work permits issued and renewed work permits by country of origin and sex, July - September 2025	69 - 70
32	- Number of new and renewed work permits by industrial group and sex, July - September 2025	72
33	- Number of certificates of exemption issued and renewed by country of origin & sex, July - September 2025	73
34	- Number of valid work permits and certificates of exemption by industrial group & sex, as at end of September 2025	74 - 75
35	- Number of valid work permits (more than 50) by occupation, as at end of September 2025	76 - 77

Section 2 - Registered unemployed in the Island of Rodrigues

Table 1.1	- Number of registered unemployed and in employment jobseekers by sex, as at end of September 2025	79
1.2	- Number of registered unemployed and in employment by sex and age group, as at end September 2025	79
1.3	- Registered unemployed jobseekers by qualification & sex, as at end of September 2025	80
1.4	- Number of registered unemployed by qualification, length of registration, sex & age group, as at end of September 2025	81 - 82
1.5	- Number of registered unemployed by occupational group & sex, as at end of September 2025	84
1.6	- Number of Unemployed and In Employment new registrants, re-registrants & those who reported for maintaining their registration by sex, July - September 2025	84
1.7	- Number of registered unemployed with disabilities by nature of disability and sex, as at end of September 2025	85

Glossary

86 - 90

FIGURES

ISLAND OF MAURITIUS

Figure	1	- Number of vacancies notified by occupation (20 and more) in July to September 2025	11
	2	- Registered unemployed by educational attainment, as at end of September 2025	23
	3	- Number of registered unemployed by age group & sex, as at end of September 2025	23
	4	- Number of vacancies by industrial group, July - September 2025	34
	5	- Distribution (%) of vacancies by skill level, July - September 2025	34
	6	- Distribution (%) of new work permits & renewed work permits by country of origin, July - September 2025	71
	7	- Number of new work permits issued & renewed work permits by industrial group, July - September 2025	71

ISLAND OF RODRIGUES

Figure	8	- Registered unemployed by educational attainment, as at end of September 2025	83
	9	- Number of registered unemployed by age group & sex, as at end of September 2025	83

Fact Sheet on Labour Market Indicators: Employment Division

Indicators	Jun-25	Sept-25	Change	% Change
Registered jobseekers	34,428	30,035	-4,393	-13
Male	15,247	13,084	-2,163	-14
Female	19,181	16,951	-2,230	-12
Registered unemployed jobseekers	13,894	11,777	-2,117	-15
Male	4,980	4,090	-890	-18
Female	8,914	7,687	-1,227	-14
Registered In employment jobseekers	20,534	18,258	-2,276	-11
Male	10,267	8,994	-1,273	-12
Female	10,267	9,264	-1,003	-10
Registered unemployed professional jobseekers	767	708	-59	-8
Male	239	231	-8	-3
Female	528	477	-51	-10
Registered unemployed youth jobseekers (16 - 35 years)	7,937	6,177	-1,760	-22
Male	3,103	2,364	-739	-24
Female	4,834	3,813	-1,021	-21
Registered unemployed jobseekers with disabilities	111	100	-11	-10
Male	72	64	-8	-11
Female	39	36	-3	-8
Valid work permits and certificate of exemptions	45,824	46,671	847	2
Male	40,440	41,152	712	2
Female	5,384	5,519	135	3
	April - June 2025	July - September 2025	Change	% Change
Registered new unemployed jobseekers	1,352	760	-592	-44
Male	676	390	-286	-42
Female	676	370	-306	-45
Vacancies notified or advertised	8,016	9,049	1,033	13
Employment Information Centres	7,082	8,801	1,719	24
Press	934	248	1,380	148
Jobseekers referred for vacancies notified	5,906	8,286	2,380	40
Male	2,363	3,288	925	39
Female	3,543	4,998	1,455	41
Jobseekers placed	1,280	1,213	-67	-5
Male	614	597	-17	-3
Female	666	616	-50	-8

For more information, visit the website of the Employment Division: <https://mauritiusjobs.govmu.org>

Fact Sheet on Labour Market Indicators: Statistics Mauritius

Indicators	2rd Quarter 2025	3rd Quarter 2025
Active Population (Labour Force)	584,300	589,200
Male	332,100	332,100
Female	252,200	257,100
Activity rate (%)	58.8	59.4
Male	69.5	69.9
Female	48.8	49.8
Employed population	550,100	556,400
Male	317,900	318,200
Female	232,200	238,200
Unemployed population	34,200	32,800
Male	14,200	13,900
Female	20,000	18,900
Unemployed with tertiary qualifications	8,200	7,500
Male	2,800	2,500
Female	5,400	5,000
Unemployed youth (16-35 years)	24,800	22,500
Male	11,000	10,500
Female	13,800	12,000
Unemployment rate (%)	5.9	5.6
Male	4.3	4.2
Female	7.9	7.4
	2024	2025¹
GDP Growth Rate at market prices (%)	+4.9	+3.2
	2024	2025
The Headline Inflation Rate (%) for the year	3.6	3.7

For more information, visit the website of Statistics Mauritius: <https://statsmauritius.govmu.org>

1 Forecast

SECTION I



National Employment Department Semester Bulletin – July to September 2025

1. Introduction

This is a quarterly bulletin prepared by the Ministry of Labour and Industrial Relations to present data on registered unemployed, vacancies, placements of jobseekers and work permit. This present issue refers to the months of July to September 2025 for the Island of Mauritius and Island of Rodrigues.

The data are compiled based on information collected at the thirteen Employment Information Centres (EICs) throughout the island and at the different units of the National Employment Department.

Registered unemployed comprise new registrants, re-registrants and those maintaining their registration. “New registrants” refers to new jobseekers wishing to be placed on the live register of unemployed of the National Employment Department. “Re-registrants” refers to those who have ceased registration for a period not exceeding two years, and come back to be re-admitted on the live register. If the break is more than two years then the case will be considered as a new one.

2. Registered jobseekers as at the end of September 2025

The total number of registered unemployed at the end of September 2025 stood at 11,777 (4,090 males and 7,687 females). These figures include laid off workers who are registered under the Workfare Programme.

In addition to registered unemployed, 18,258 jobseekers (8,994, males and 9,264 females), who though already in employment, were registered at the Employment Information Centres, in search of a better job.

Table 1 - Number of registered Unemployed and In Employment jobseekers by sex, as at end of September 2025

Registered Jobseekers	Male	Female	Both sexes
Unemployed	4,090	7,687	11,777
In Employment	8,994	9,264	18,258
Total	13,084	16,951	30,035

2.1 Distribution of registered unemployed by sex and age, qualification, length of registration, occupational group, district, locality and disability as at the end of September 2025

2.1.1 Distribution by sex and age (Tables 2 and 9)

The proportion of females among the registered unemployed was 65% against 35% for males. The proportion of registered unemployed aged between 16 and 29 years was 45% for males and 33% among females respectively. The mean age worked out to 35 years for male and 37 years for female jobseekers. The table below provides for the profile of registered unemployed jobseekers by age group.

Table 2 - Registered unemployed jobseekers by age group and sex, as at end of September 2025

Age group	Male		Female		Total	
	Number	%	Number	%	Number	%
16-29	1,835	45	2,500	33	4,335	37
30-34	529	13	1,313	17	1,842	16
35-39	404	10	1,178	15	1,582	13
40-44	358	9	1,104	14	1,462	12
45-49	346	8	907	12	1,253	11
50-54	235	6	389	5	624	5
55-65	383	9	296	4	679	6
Total	4,090	100	7,687	100	11,777	100

2.1.2 Distribution by qualification (Table 9)

Among the registered unemployed, some 27% have never been to school or did not pass the Certificate of Primary Education; while about 8% possessed the CPE as the only qualification. Another 33% have followed secondary education (Form I to V), without passing the School Certificate. The proportion of registered unemployed with SC, HSC and tertiary education were 18%, 8% and 6% respectively.

In general, female registered unemployed are more qualified than their male counterparts. The percentage of males and females who did not possess their Certificate of Primary Education was 35% and 23% respectively. On the other hand, 13% of males and 20% of females registered unemployed have attained the School Certificate, 6% of males and 9% of females the Higher School Certificate and 6% of males and 6% of females as professionals. The next table provides for the profile of registered unemployed jobseekers by qualification and sex.

Table 3 - Registered unemployed jobseekers by qualification and sex, as at end of September 2025

Qualification	Male		Female		Total	
	Number	%	Number	%	Number	%
Education Nil + Std VI Failed	1,424	35	1,763	23	3,187	27
Standard VI Passed	398	10	601	8	999	8
Form I to V (including SC failed)	1,255	31	2,617	34	3,872	33
SC	550	13	1,572	20	2,122	18
HSC	232	6	657	9	889	8
Professional	231	6	477	6	708	6
Total	4,090	100	7,687	100	11,777	100

2.1.3 Distribution by length of registration (Table 9)

Out of the 11,777 registered unemployed as at the end of September 2025, 18% have registered for less than one year and 15% have been registered for a period between one and three years. It is to be noted that 59% have been on the registration list for five years or more. On average, an unemployed has been in registration for 3.6 years. The average length of registration for females being slightly higher than that of males, 3.8 years compared to 3.3 years.

2.1.4 Number of registered unemployed & In employment by EICs & Gender (Table 10)

Table 10 provides for the number of registered Unemployed and In Employment jobseekers by EIC and sex, as at the end of September 2025.

2.1.5 Comparison with the previous month (Table 11)

The number of registered unemployed has decreased by 2,117 from 13,894 as at end of June 2025 compared to 11,777 as at end of September 2025 (Table 11).

2.1.6 Distribution by occupational group (Table 12)

Registered unemployed are classified into occupational groups according to their previous work experience or their technical or professional qualifications. Among the 11,777 unemployed registrants, (25%) were classified as “Clerical Support Workers”, (23%) were classified as “Service and Sales Workers” and (17%) were engaged in “Elementary Occupations. About (3%) had never worked and did not possess any technical or professional qualifications while (6%) were classified as “Managers; Professionals”.

2.1.7 Geographical distribution (Tables 14)

Table 14 gives the distribution of registered unemployed by district and sex. An analysis of registered unemployed by locality shows that the region of Port Louis had the greatest number of registered unemployed (1,320) followed by Curepipe and Vacoas (570 and 440 respectively). The lowest number of registered unemployed are at Bell Village (1), followed by Tamarin (20) and Case Noyale (21).

2.1.8 Registered unemployed with disabilities (Table 15)

Among the 11,777 unemployed registrants, 100 persons with disabilities were looking for work comprising of 64 males and 36 females. Table 15 gives the number of registered unemployed with disabilities by their type of disability.

2.2 New registration, re-registration and maintaining registration in September 2025

2.2.1 New registration

In July to September 2025, 760 persons (390 males and 370 females) have registered themselves as unemployed for the first time (Table 16). The number of new unemployed registrants has decreased by 592 from 1,352 for April to June 2025 compared to 760 for July to September 2025 (Table 17).

About 67% of the new registrants were aged between 16 and 29 years old and 11% were aged between 30 and 39 old. Those aged 40 years and above amounted to 167 i.e. 22% (Table 18).

Among years the new unemployed registrants, for the months of July to September 2025, 374 (49%) have never been to school or have attained only primary school level. Of these 60 (16%) have achieved the Certificate of Primary Education. Some 18% have followed the secondary education without passing the School Certificate; 15% had the School Certificate and 9% possessed the Higher School Certificate as their highest qualification. Among the new registrants, 65 (9%) were holders of professional qualifications (Table 18).

Out of the 760 new registrants, 38 (5%) persons had neither worked before nor undergone any technical or professional training. Some 22% had previous work experience or were qualified to work as “Clerical Support Workers” and 18% of the new unemployed registrants were classified under “Service and sales workers”. About 22% had been engaged in “Elementary Occupations”. Among the new registered unemployed, 71 (9%) had work experience or were qualified as “Managers; Professionals” (Table 19).

2.2.2 Re-registration and maintaining registration

The total number of re-registrants for the months of July to September 2025 stood at 1,249 (531 males and 718 females). A total of 7,203 unemployed persons (2,341 males and 4,862 females) reported to the Employment Information Centres to maintain their registration (Table 16).

3. In employment and seeking another job

During the months of July to September 2025, 1,726 persons who, though already in employment, registered themselves at the Employment Information Centres in search of better jobs. Among them, 273 (172 males and 101 females) were new registrants and 1,453 (879 males and 574 females) were re-registrants (Table 20).

There were also 11,672 registrants, in employment, who reported to the Employment Information Centres to maintain their registration comprising of 5,575 males and 6,097 females.

4. De-Registration

De-Registration refers to jobseekers who fail to maintain their registration during the month and consequently their applications are removed from the live register and placed in a dormant register.

During the months of July to September 2025, 8,603 (4,336 males and 4,267 females) jobseekers have de-registered their application as jobseeker, out of which 3,721 (1,605 males and 2,116 females) were unemployed jobseekers and 4,882 (2,731 males and 2,151 females) as in employment jobseekers (Table 21).

5. Vacancies

In July to September 2025, vacancies notified to the Employment Information Centres numbered to 8,801. The highest number of vacancies being 1,734 was advertised in the “*Wholesale & Retail Trade; Repair of Motor Vehicles, Motorcycles and Personal and Household Goods*” sector (Table 22).

A total of 248 vacancies has been notified in the press during the months of July to September 2025. The highest of the vacancies were from “*Public administration and defence*” sector with 78 vacancies (Table 23).

Overall, the total number of vacancies notified for the months of July to September 2025 was 9,049. The next table provides for the number of vacancies notified in July to September 2025.

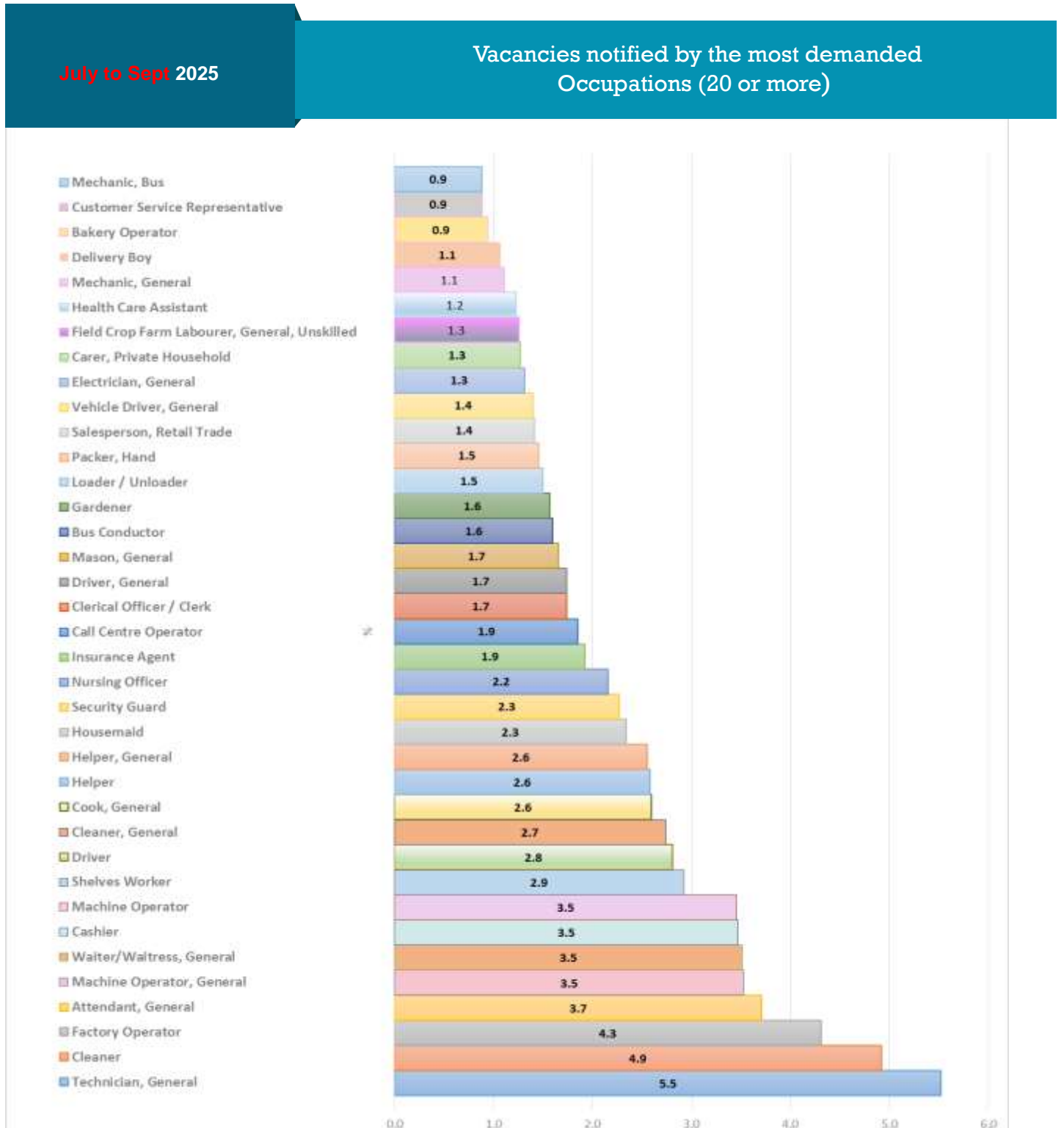
Table 4 - Number of vacancies notified in July to September 2025

Notification	Male	Female	Either male or female	Total
EICs	3,264	547	4,990	8,801
Press	5	2	241	248
Total	3,269	549	5,231	9,049

Table 24 shows the distribution of vacancies by industry and skill level. Compared to April to June 2025, the number of vacancies for the months of July to September 2025 has increased by 1,033 as shown in Table 25.

The next table provides for the number of vacancies notified by the most demanded occupations in July to September 2025.

Figure 1:



From July to September 2025, the most in-demand vacancies were Technician, General representing 5.5% followed by Cleaner, 4.9% of the total vacancies, and then Factory Operator at 4.3%.

6. Workfare Programme

The role of the National Employment Department is to facilitate redeployment of laid-off workers for those who have opted for job placement. The laid off workers are eligible to a Transitional Unemployment Benefit (TUB) for a period of maximum 12 months.

The number of laid-off workers still registered under the Workfare Programme as at 30 September 2025 stood at 2,273 (1,212 males, 1,061 females).

For the months of July to September 2025, 620 laid off workers (338 males, 282 females) were registered. 169 laid off workers (123 males, 46 females) were placed during the same month.

Table 5 - Laid off workers registered and redeployed for the months of July to September 2025

Reported to National Employment Department for Redeployment			Redeployed		
Male	Female	Total	Male	Female	Total
338	282	620	123	46	169

7. Magazine de L'Emploi et des Metiers



Since the start of the programme in 21 April 2007, the number of jobseekers placed has reached 12,421.

The Career Guidance is being revamped and is not operational on Mauritius Broadcasting Corporation (MBC).

Table 6 - Statistics on Magazine de L'Emploi et des Metiers as at 30 September 2025

Number of programmes broadcast	1,406
Number of vacancies broadcast	197,273
Number of placement	12,421

8. The website of National Employment Department: <https://mauritiusjobs.govmu.org>



The website <https://mauritiusjobs.govmu.org> was launched in September 2014. The objective of the website is as follows:

- To have a dedicated and state of the art interactive website for jobseekers and employers that will be more user-friendly and responsive.
- To incorporate overseas vacancies notified in the context of the International Organization for Migration (IOM).
- To provide a quicker search engine both for jobseekers and employers.

The Benefits of the Website are:

- Jobseekers can view latest vacancies both local and abroad
- Jobseekers can apply for jobs directly
- Employers can upload their vacancies and effect quick search for potential candidates.
- Employers can view profiles of candidates, CVs, references and qualifications.
- Free of cost and accessible to intended users even on smart phones, tablets and laptops and will be linked to all the other related stakeholders dealing with employment issues.

Table 7 - Statistics on the website

Type of statistics	For the month of July to September 2025	As at the end of September 2025
Number of jobseekers registered	24 <i>(8 males, 16 females)</i>	52,401
Number of employers registered	395	8,206
Number of vacancies posted	1,170	45,266
Number of jobseekers placed	5 <i>(4 males, 1 females)</i>	423

9. Youth Employment Programme, Dual Training Programme, Back to Work Programme and Trainee Engineer Scheme



9.1 The Youth Employment Programme (YEP) which started in 2013 is meant for unemployed youth aged between 16 and 35 years and provides them with training and placement in an enterprise for an

initial period of one year with the possibility of one additional year of placement with another enterprise. The Programme provides for the payment of a monthly stipend to the youth as follows:

HSC : Rs 8,000
 Diploma : Rs 10,000
 Graduates: Rs 15,000

50% of the stipend is refunded to the employer by Government as well as 50% of the training cost up to a maximum of Rs 7,500 per youth.

Since December 2015, the YEP has been extended to the public sector.

According to the YEP Secretariat, there is a total number of 47,470 (19,648 males and 27,792 females) youth registered with YEP as at 30 September 2025.

The number of Employers registered with YEP is 8,286, out of which 36% are actively participating in the recruitment process.

The number of jobseekers placed in companies through the YEP as at 30 September 2025 is 25,726 (11,470 males and 14,256 females). 23 (12 males and 11 females) jobseekers were placed in the public and private sectors. 12 jobseekers (7 males and 5 females) were placed in the private sector out of which 42% in “*Professional, Scientific & Technical Activities*” sector, “*Information and Communication*” and “*Manufacturing*” sectors, each account for 17% respectively and 8% in “*Accommodation and food service activities*” sector (Table 26). The remaining 11 (5 males and 6 females) jobseekers were placed in the public sector during the month of July to September 2025.



9.2 The Dual Training Programme (DTP), launched in September 2015 provides for unemployed Mauritians to follow a Diploma or Degree Course with a tertiary institution registered with either the Tertiary Education Commission or the Mauritius Qualifications Authority in fields required by the labour market, with placement in an enterprise. Under the Programme, trainees will be paid a monthly stipend of Rs 6,000 for a maximum period of three years. As for employers, they will be refunded 60% of the course fees, per year per trainee as well as the stipend for a maximum of three years. After satisfactory completion of the course, the trainees may be employed.

According to the DTP secretariat, 69 companies have registered in the DTP and 239 trainees have successfully completed their training, out of which 113 males and 126 females. The trainees have completed their training programme in different courses such as BTS Assistant de Gestion, BTS Services Informatiques aux Organisations and Technician Diploma in Mechanical and Electrical Engineering. The training institutions are Universite des Mascareignes and MCCI Business School. 174 trainees have obtained permanent jobs after completion of the training.

No trainee is currently on placement with private companies.



9.3 The Woman Back to Work Programme (WBTWP) which was launched in September 2015 is meant for women above 30 years of age to enable them take up or resume employment. The Programme provides for the placement of women in a job for an initial period of one year following which they might be employed. During the placement period, the women will be paid a stipend up to a maximum of Rs 10,575 and will get the opportunity of following training in a registered institution.

Employers enrolling women on placement under the Programme will be refunded the training cost up to a maximum of Rs 7,500 per woman as well as the stipend for the placement period.

According to the WBTWP secretariat, as at the end of September 2025, 1,015 employers are registered in the programme, out of which 40% participated actively. 7,270 women are registered in the programme and 1,488 have been placed, out of which 31% in the “*Wholesale and trade*” sector and 28% in the “*Manufacturing*” sector. 775 women have obtained permanent jobs after completion of their placement.

For the month of September 2025, 15 women and 2 employers have registered for the first time while no woman was placed.

In addition, to further empower those women, technical courses are currently being dispensed to them by MITD. The courses are fully sponsored by this Ministry and a stipend of Rs 10,575 are paid to them at the end of the course. 607 unemployed women under the WBTWP have been trained in Bakery/Pastry, Beauty Therapy, Hairdressing, Care of the Elderly and Disabled, Early Childhood care and Flower Arrangements and Basic IT Application Skills.



9.4 Government has found that there is a bottleneck regarding pre- registration of engineers at the Council of Registered Professional Engineers (CRPE). The requirements of two years practical training under the supervision of professional engineers could not be entertained for lack of training possibilities for our graduates in engineering.

Government thus announced a special scheme in the Budget Programme 2016-2017, for the placement of trainee engineers.

The objective of the TES is to enable Graduates in engineering to qualify for registration with the Council of Registered Professional Engineers of Mauritius and to operate as full-fledged engineers.

The requirements for enlistment of trainees for the Trainee Engineer Scheme: Degree holders in engineering plus eligibility certificate stage 1 from the Council of Registered Professional Engineer.

As at 30 September 2025, the number of applications received for the scheme was 1,725 (1,281 males and 444 females). The number of placements effected in the public sector was 555 (434 males and 121 females) and in the private sector was 483 (365 males and 118 females). Most placements were made in the following fields: 46% in “*Civil Engineering*”, 22% in “*Mechanical Engineering*” and 16% in “*Electrical and Electronics Engineering*”.

19 employers of the public sector and 96 of the private sectors are participating in the scheme as at 30 September 2025. The number of placements for the months of July to September 2025 stood at 6 (5 males and 1 females): 3 jobseekers (2 males and 1 females) were placed in the private sector and the remaining 3 males jobseekers were placed in the public sector.



10. Trainee Land Surveyor Scheme (TLSS)

Government announced in the Budget programme 2023/2024 a scheme for the placement of trainee land surveyors to facilitate pre-registration training in Land Surveying.

To be enlisted as trainees, candidates should hold a Diploma in Land Surveying of the University of Mauritius or such other qualifications as may be prescribed in accordance with the Land Surveyors Act.

The trainees will undergo and complete, the period of two years’ practical training under the direct supervision of a Land Surveyor in order to qualify for registration as Land Surveyor in order to qualify for registration as Land Surveyor under the provisions of the Land Surveyors Act and will be paid a monthly stipend of Rs 26,050 and refund of bus fares accordingly.

As at September 2025, no trainee is under placement under this scheme.



11. Training and Placement of Persons with Disabilities (TPPD)

Mauritius has signed and ratified the UN Convention on the Rights of Persons with Disabilities (UNCRPD). Article 27 of the Convention relates to Work and Employment of Persons with Disabilities.

Government announced in the Budget programme 2022/2023 a special programme to facilitate the training and placement of persons with disabilities.

The objective of the programme is to ensure inclusion of persons with disabilities in the open labour market.

To benefit from this programme trainees must be registered with the Training and Employment of Disabled Persons Board (TEDPB).

Trainees placed under this programme will benefit from a monthly stipend of Rs 10,000 plus travelling allowance of Rs. 1,000 for a maximum period of one year.

As at September 2025, the total number of placements effected in the public sector is 20 (9 males and 11 females).

12. Job Placement

12.1 Placement is made according to the job requirements of employers. For the months of July to September 2025, 8,801 vacancies have been processed by the Employment Information Centres and 8,286 registrants were referred for employment by the latter. Out of the 8,286 (3,288 males and 4,998 females) referred jobseekers, 1,772 declined job offers, 1,266 failed to report to employers and 3,491 were not selected. There were 923 registrants who reported that they have been employed and the result of referral for 755 remaining applicants was not yet known. For the months of July to September 2025, placement has been effected for about 10% of the vacancies processed (Table 26).

Some vacancies for the months of April to June 2025 have been processed during the quarter July to September 2025 leading to 79 additional placements being made.

As regards placement in the public sector, 121 vacancies have been reported for which 1,020 jobseekers has been referred and no jobseeker has been placed for previous vacancies.

Furthermore, 169 persons registered under the “*Workfare Programme*” have been placed, 5 persons through the “*Job Management System*”, 23 persons through the “*Youth Employment Programme*”, 8 persons through the “*Back to Work Programme*”, and 6 persons through the “*Trainee Engineer Scheme*”. Thus, the total number of placements, for the months of July to September 2025, amounted to 1,213 (Table 28) and as shown below.

Table 8 - Type of placements by sex, July to September 2025

Type of Placement	Male		Female		Total	
	Number	%	Number	%	Number	%
EIC	453	76	549	89	1,002	83
Public Sector	0	0	0	0	0	0
Workfare Programme	123	21	46	7	169	14
Magazine de L'Emploi et des metiers	0	0	0	0	0	0
Job Management System	4	1	1	0	5	0
Youth Employment Programme (Public & Private)	12	2	11	2	23	2
Back to Work Programme	0	0	8	1	8	1
Dual Training Programme	0	0	0	0	0	0
Trainee Engineer Scheme (Public & Private)	5	1	1	0	6	0
Trainee Land Surveyor Scheme	0	0	0	0	0	0
Training and Placements of Persons with Disabilities	0	0	0	0	0	0
Outward Labour Migration	0	0	0	0	0	0
Total	597	100	616	100	1,213	100

12.2 The disparity between the number of vacancies reported and the number of persons placed can be explained by unwillingness of job seekers to accept job offers and also by some criteria set by the employers. Some jobseekers refused job offers because of the conditions of work e.g. low salary, overtime or night duty. Most of the jobseekers refused the jobs offered to them as they are looking for public sector jobs. For some vacancies, no suitable candidates were available.

In some cases, employers were not satisfied with referred candidates and consequently the vacancies were filled by the employers themselves. Some candidates were not selected by employers as according to the latter they were not suitable for the work or lack previous experience. Employers were not willing to offer higher salaries; thus, the jobseekers who were looking for a better pay were not selected by the employers.

12.3 A breakdown of placements by industrial group shows that the majority of the placements made were in the “*Wholesale & Retail Trade; repair of motor vehicles, motorcycles & personal and household goods*” sector with 317 (32%), “*Real Estate, Renting and Business Activities*” sector with 155 (15.5%) and “*Hotels and Restaurants*” sector with 147 (14.7%). The remaining placements were in companies engaged in other activities (Table 28).

13. Work Permits and Certificates of Exemption

For the months of July to September 2025, the number of new work permits issued was 4,496 (4,053 males and 443 females). The majority of the new work permits issued was for the “*Construction*” sector with 1,653 (37%) and “*Manufacturing*” sector with 1,436 (32%). (Table 29 & 32). Out of the 4,496 new work permits issued, 2,091 (47%) were allocated to Nepalese workers, 1,113 (25%) to Indian workers, and 1,033 (23%) to Malagasy workers (Tables 31).

The number of work permits renewed for the months of July to September 2025 amounted to 5,192 (4,699 males and 493 females) out of which 2,925 (56%) were for the “*Construction*” sector and 1,811 (35%) for the “*Manufacturing*” sector (Table 30 & 32). The majority of the work permits renewed were for Nepalese, Bangladeshi, Indian and Malagasy workers with 1,905 (37%), 1,458 (28%), 1,271 (24%) and 452 (9%) work permits respectively as shown in Table 31.

As at end of September 2025, the number of valid work permits and certificates of exemption stood at 46,671 (41,152 males and 5,519 females). Most foreign workers in Mauritius were employed in “*Manufacturing*” sector with 21,802 (47%) and the “*Construction*” sector accounting for (13,957) 30% of foreign workers. (Table 33).

The countries of origin for the valid work permits and certificates of exemption are given in Table 34. Most of the foreign workers come from India with 15,738 (34%), followed by Nepal with 11,832 (25%), Madagascar with 9,053 (19%), and, Bangladesh with 7,952 (17%) respectively (Table 34).

As at September 2025, the distribution of valid work permits by occupation reveals a striking gendered division of labour. The pattern in work permits reflect the structural demands of labour market, with men supplying the bulk of physical labour and women contributing primarily in care and communication sectors. Most foreign workers in Mauritius were mainly as Machine Operators in textile, sewing and related fields (28%) and with a significant proportion working as Masons (9%) (Table 35).

Date: 11 February, 2026.

**National Employment Department,
Level 11, Victoria House,
C/R, Barracks and St. Louis Streets,
Port Louis.**

Tel : 405 0126, 405 0127

Email : lmiunit@govmu.org

Website: <https://mauritiusjobs.govmu.org>

Table 9 - Number of registered unemployed by qualification, length of registration, sex and age-group, as at end of September 2025

Qualification	Age-group Length of Registration	Male					Female					Both sexes				
		16 - 19	20 - 29	30 - 39	40+	Total	16 - 19	20 - 29	30 - 39	40+	Total	16 - 19	20 - 29	30 - 39	40+	Total
Education Nil +Std VI Failed	Less than 1 year	41	109	60	180	390	23	105	87	218	433	64	214	147	398	823
	1 yr but < 2 yrs	3	49	21	45	118	5	37	42	86	170	8	86	63	131	288
	2 yrs but < 3 yrs	1	20	13	82	116	0	22	24	47	93	1	42	37	129	209
	3 yrs but < 4 yrs	1	19	7	32	59	0	16	21	32	69	1	35	28	64	128
	4 yrs but < 5 yrs	0	14	8	19	41	0	12	25	46	83	0	26	33	65	124
	5 yrs and above	0	79	172	449	700	0	47	246	622	915	0	126	418	1,071	1,615
	Total		46	290	281	807	1,424	28	239	445	1,051	1,763	74	529	726	1,858
Standard VI (passed)	Less than 1 year	21	36	16	22	95	10	27	22	33	92	31	63	38	55	187
	1 yr but < 2 yrs	1	22	6	5	34	5	21	12	8	46	6	43	18	13	80
	2 yrs but < 3 yrs	1	11	5	10	27	0	10	9	9	28	1	21	14	19	55
	3 yrs but < 4 yrs	0	11	1	4	16	0	12	9	4	25	0	23	10	8	41
	4 yrs but < 5 yrs	0	14	1	2	17	0	8	6	2	16	0	22	7	4	33
	5 yrs and above	0	41	84	84	209	0	48	152	194	394	0	89	236	278	603
	Total		23	135	113	127	398	15	126	210	250	601	38	261	323	377
Form I to V (including SC failed)	Less than 1 year	90	111	26	16	243	59	126	40	36	261	149	237	66	52	504
	1 yr but < 2 yrs	40	109	4	5	158	22	96	25	22	165	62	205	29	27	323
	2 yrs but < 3 yrs	1	70	6	16	93	1	77	12	20	110	2	147	18	36	203
	3 yrs but < 4 yrs	0	45	5	4	54	0	72	15	14	101	0	117	20	18	155
	4 yrs but < 5 yrs	0	53	2	7	62	0	65	14	14	93	0	118	16	21	155
	5 yrs and above	0	210	236	199	645	0	326	758	803	1,887	0	536	994	1,002	2,532
	Total		131	598	279	247	1,255	82	762	864	909	2,617	213	1,360	1,143	1,156

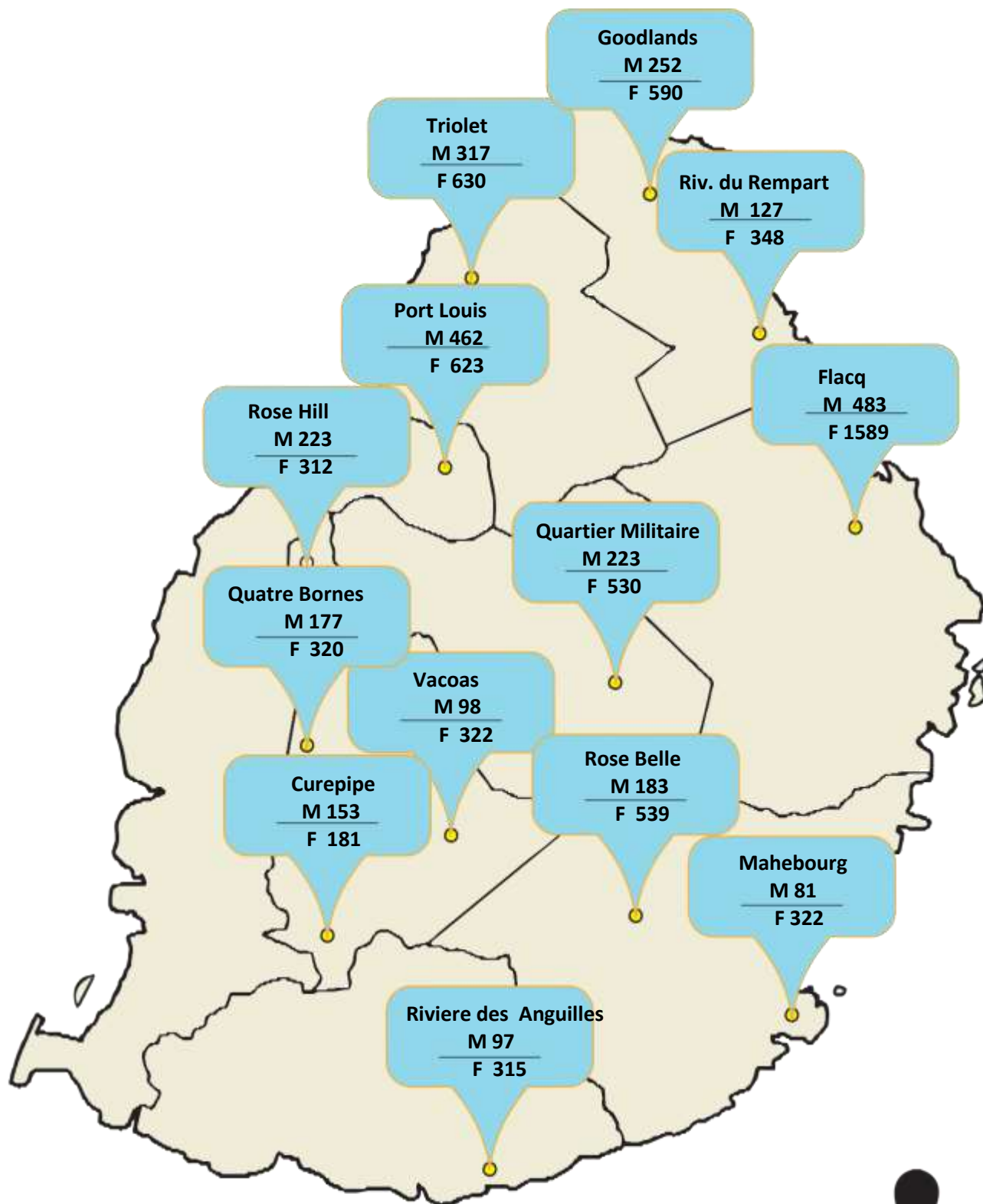
Table 9 (cont'd) - Number of registered unemployed by qualification, length of registration, sex and age-group, as at the end of September 2025

Qualification	Age-group Length of Registration	Male					Female					Both sexes				
		16 - 19	20 - 29	30 - 39	40+	Total	16 - 19	20 - 29	30 - 39	40+	Total	16 - 19	20 - 29	30 - 39	40+	Total
SC	Less than 1 year	15	88	6	12	121	19	136	19	19	193	34	224	25	31	314
	1 yr but < 2 yrs	3	51	1	5	60	11	88	12	11	122	14	139	13	16	182
	2 yrs but < 3 yrs	0	34	1	5	40	0	62	5	9	76	0	96	6	14	116
	3 yrs but < 4 yrs	0	23	2	1	26	0	55	8	6	69	0	78	10	7	95
	4 yrs but < 5 yrs	0	35	3	5	43	0	57	10	10	77	0	92	13	15	120
	5 yrs and above	0	91	111	58	260	0	194	501	340	1,035	0	285	612	398	1,295
	Total	18	322	124	86	550	30	592	555	395	1,572	48	914	679	481	2,122
HSC	Less than 1 year	5	46	7	4	62	5	105	9	8	127	10	151	16	12	189
	1 yr but < 2 yrs	0	33	1	0	34	1	69	4	3	77	1	102	5	3	111
	2 yrs but < 3 yrs	0	19	0	0	19	0	45	5	1	51	0	64	5	1	70
	3 yrs but < 4 yrs	0	12	0	0	12	0	34	2	0	36	0	46	2	0	48
	4 yrs but < 5 yrs	0	9	3	0	12	0	19	1	0	20	0	28	4	0	32
	5 yrs and above	0	41	45	7	93	0	126	189	31	346	0	167	234	38	439
	Total	5	160	56	11	232	6	398	210	43	657	11	558	266	54	889
Professional	Less than 1 year	0	44	8	6	58	0	64	9	4	77	0	108	17	10	135
	1 yr but < 2 yrs	0	9	0	2	11	0	32	4	2	38	0	41	4	4	49
	2 yrs but < 3 yrs	0	11	1	3	15	0	20	2	3	25	0	31	3	6	40
	3 yrs but < 4 yrs	0	4	0	1	5	0	20	1	1	22	0	24	1	2	27
	4 yrs but < 5 yrs	0	6	3	5	14	0	17	3	2	22	0	23	6	7	36
	5 yrs and above	0	33	68	27	128	0	69	188	36	293	0	102	256	63	421
	Total	0	107	80	44	231	0	222	207	48	477	0	329	287	92	708
Grand total		223	1,612	933	1,322	4,090	161	2,339	2,491	2,696	7,687	384	3,951	3,424	4,018	11,777

Table 10 - Number of registered Unemployed and In Employment jobseekers by EIC and workfare by sex, as at end of July - September 2025

EIC ¹	Unemployed			In Employment			Total		
	Male	Female	Both sexes	Male	Female	Both sexes	Male	Female	Both sexes
Curepipe	153	181	334	315	357	672	468	538	1,006
Flacq	483	1,589	2,072	1,824	1,835	3,659	2,307	3,424	5,731
Goodlands	252	590	842	883	833	1,716	1,135	1,423	2,558
Mahebourg	81	322	403	528	612	1,140	609	934	1,543
Port Louis	462	623	1,085	832	638	1,470	1,294	1,261	2,555
Quartier Militaire	223	530	753	701	716	1,417	924	1,246	2,170
Quatre Bornes	177	320	497	366	463	829	543	783	1,326
Riviere des Anguilles	97	315	412	554	612	1,166	651	927	1,578
Riviere du Rempart	127	348	475	500	513	1,013	627	861	1,488
Rose Belle	183	539	722	760	798	1,558	943	1,337	2,280
Rose Hill	223	312	535	389	445	834	612	757	1,369
Triolet	317	630	947	945	911	1,856	1,262	1,541	2,803
Vacoas	98	322	420	397	531	928	495	853	1,348
Workfare	1,214	1,066	2,280	0	0	0	1,214	1,066	2,280
Total	4,090	7,687	11,777	8,994	9,264	18,258	13,084	16,951	30,035

Number of registered Unemployed jobseekers by EIC by sex as at end of September 2025



Source: Table 10



Table 11 - Change in number of registered unemployed by age-group & sex, June 2025 - September 2025

Age-group (years)	June 2025			September 2025			Change		
	Male	Female	Both sexes	Male	Female	Both sexes	Male	Female	Both sexes
16 - 19	316	234	550	223	161	384	-93	-73	-166
20 -29	2,005	2,778	4,783	1,612	2,339	3,951	-393	-439	-832
30 -39	1,160	2,879	4,039	933	2,491	3,424	-227	-388	-615
40+	1,499	3,023	4,522	1,322	2,696	4,018	-177	-327	-504
Total	4,980	8,914	13,894	4,090	7,687	11,777	-890	-1,227	-2,117

Table 12 - Number of registered unemployed by occupational group and sex, as at end of September 2025

Occupational group	Male	Female	Both sexes
Managers	68	50	118
Professionals	187	425	612
Technicians & Associate Professionals	346	627	973
Clerical Support Workers	652	2,257	2,909
Service and Sales Workers	672	2,029	2,701
Skilled Agricultural, Forestry & Fishery Workers	78	29	107
Craft & Related Trades Workers	746	356	1,102
Plant & Machinery Operators & Assemblers	449	395	844
Elementary Occupation	790	1,242	2,032
New Workers Seeking Employment	102	277	379
Total	4,090	7,687	11,777

Figure 2 - Registered unemployed (%) by educational attainment, as at end of September 2025

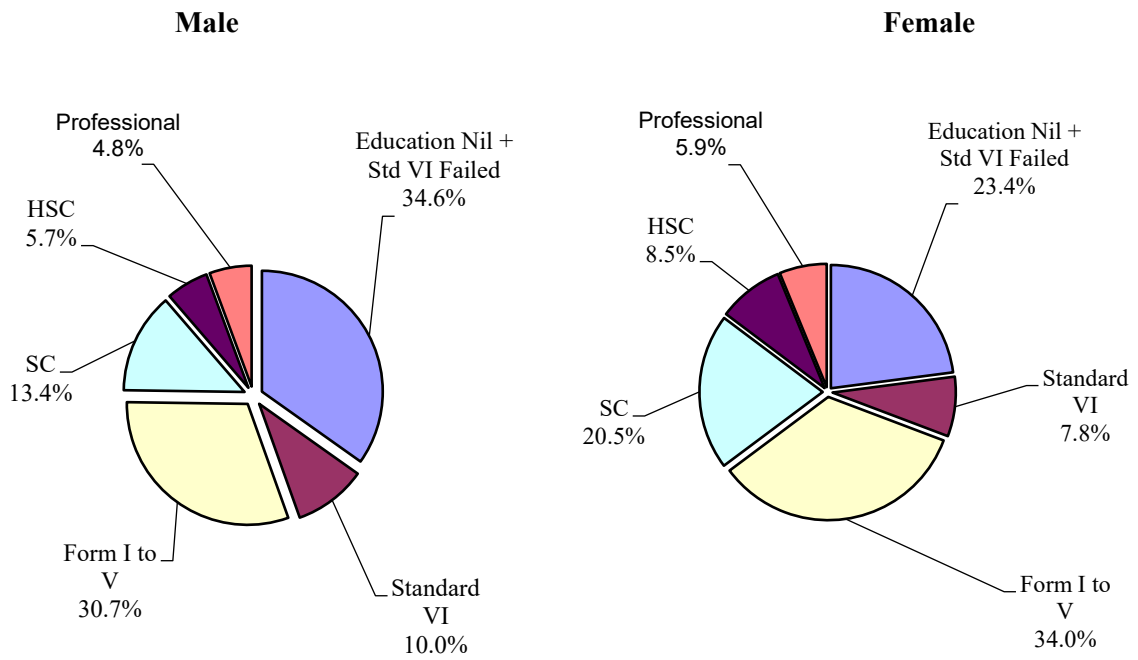


Figure 3 - Number of registered unemployed by age group & sex, as at end of September 2025

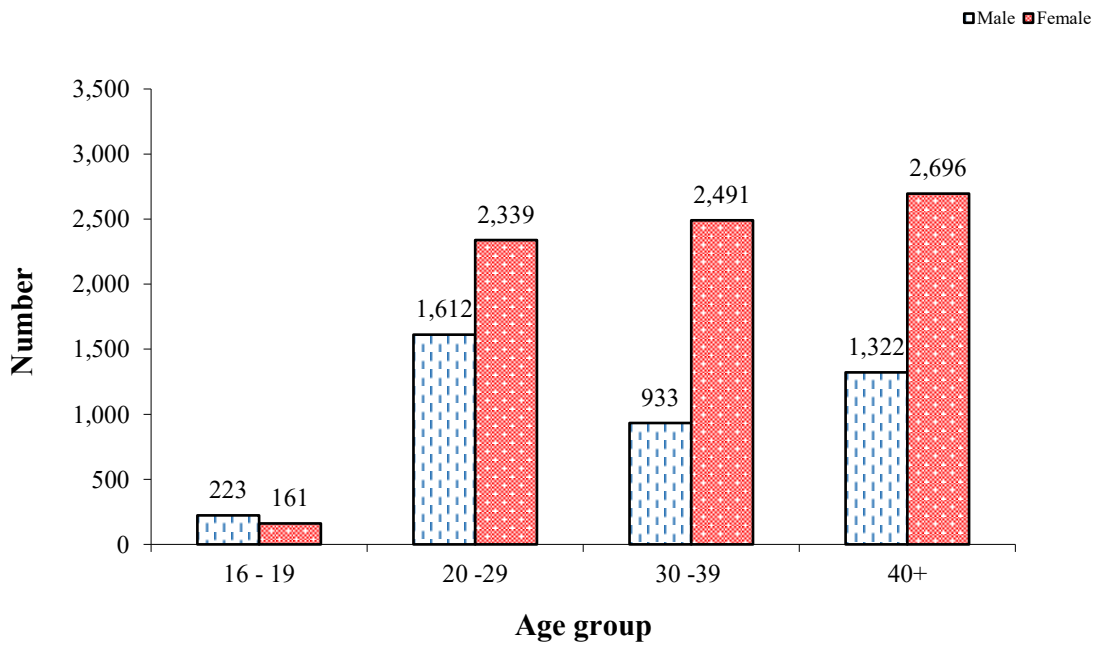


Table 13 - Number of registered unemployed by district & sex, as at end of September 2025

District	Male	Female	Both sexes
Port Louis	583	738	1,321
Black River	104	160	264
Plaine Wilhems	889	1,326	2,215
Pamplemousses	717	1,207	1,924
Rivière du Rempart	320	635	955
Moka	325	601	926
Flacq	642	1,735	2,377
Grand Port	334	816	1,150
Savanne	176	469	645
Total	4,090	7,687	11,777

Table 14 - Number of registered unemployed by locality & sex, as at end of September 2025

Locality	Male	Female	Both sexes
Baie Du Cap	6	17	23
Bambous	48	72	120
Beau Bassin	98	101	199
Bel Air	111	315	426
Bell Village	1	0	1
Belle Vue Maurel	51	90	141
Bramsthan	38	145	183
Brisee Verdier	79	172	251
Camp De Masque Pave	34	88	122
Camp Diable	8	21	29
Canot	14	20	34
Case Noyale	9	12	21
Central Flacq	81	205	286
Chemin Grenier	42	87	129

Table 14 (cont'd) - Number of registered unemployed by locality & sex, as at end of September 2025

Locality	Male	Female	Both sexes
Cottage	24	46	70
Curepipe	248	322	570
Dagotiere	46	71	117
Fond Du Sac	26	65	91
Goodlands	99	158	257
Grand Bay	35	60	95
Grand Bois	33	117	150
Grand Gaube	36	47	83
Grand River South East	9	26	35
L'Escalier	14	63	77
La Rosa	77	177	254
Lallmatie	59	171	230
Laventure	29	71	100
Long Mountain	45	116	161
Mahebourg	62	143	205
Mare La Chaux	42	140	182
Medine	41	72	113
Moka	28	31	59
Mont Roches	11	15	26
Montagne Blanche	57	125	182
Old Grand Port	16	43	59
Pamplemousses	131	220	351
Petit Raffray	45	97	142
Petite Riviere	19	42	61
Phoenix	50	82	132
Piton	28	55	83
Plaine Des Papayes	69	123	192
Plaine Magnien	29	77	106
Pointe Aux Piment	30	54	84
Port Louis	582	738	1,320
Poste De Flacq	53	109	162
Poudre D'Or Hamlet	18	48	66
Poudre D'Or Village	18	26	44
Quartier Militaire	59	127	186

Table 14 (cont'd) - Number of registered unemployed by locality & sex, as at end of September 2025

Locality	Male	Female	Both sexes
Quatre Bornes	164	272	436
Quatre Soeurs	23	90	113
Riviere Des Anguilles	32	89	121
Riviere Des Creoles	7	25	32
Riviere Du Poste	15	73	88
Riviere Du Rempart	62	157	219
Roches Noire	40	79	119
Rose Belle	106	204	310
Rose Hill	194	225	419
St. Hubert	8	23	31
Sebastopol	32	94	126
Souillac	42	79	121
St Julien D'Hotman	38	81	119
St Pierre	97	166	263
Tamarin	10	10	20
Terre Rouge	129	168	297
Triolet	151	232	383
Trois Boutiques	13	49	62
Trou D'Eau Douce	11	37	48
Vacoas	128	312	440
Total	4,090	7,687	11,777

Table 15 - Number of registered unemployed with disabilities by nature of disability and sex, as at end of September 2025

Nature of disability	Male	Female	Both sexes
Abnormal Movement Of Body Parts	4	0	4
Blind	1	0	1
Crippled	1	2	3
Deaf	2	1	3
Deaf And Dumb	2	2	4
Deformation Of Body Parts Since Birth (Eg. 1 Arm Or	9	5	14
Disabled Through Surgical Operation Or Illness	4	3	7
Disabled: Eyes, Legs, , Due To Accidents,	6	0	6
Dumb	1	1	2
Epileptic	6	3	9
Lame	1	2	3
Mental Illness	5	4	9
Mentally Retarded	12	5	17
Partly Blind	4	2	6
Partly Deaf	0	3	3
Polio	1	0	1
Stammer	5	2	7
Thalassemia	0	1	1
Total	64	36	100

Table 16 - Number of UNEMPLOYED new registrants, re-registrants and those who reported for maintaining their registration by Employment Information Centre & sex, July - September 2025

Employment Information Centre	New registrants			Re-registrants			Those who reported for maintaining their registration		
	Male	Female	Both sexes	Male	Female	Both sexes	Male	Female	Both sexes
Curepipe	29	16	45	44	39	83	51	95	146
Flacq	38	54	92	62	123	185	264	1,027	1,291
Mahebourg	17	19	36	21	41	62	89	294	383
Goodlands	13	19	32	21	48	69	76	244	320
Port Louis	67	59	126	83	98	181	189	317	506
Quartier Militaire	25	18	43	36	65	101	128	347	475
Quatre Bornes	36	33	69	37	50	87	71	152	223
Riv. Des Anguilles	15	15	30	13	32	45	51	192	243
Riv. Du Rempart	13	13	26	21	22	43	66	236	302
Rose Belle	20	22	42	27	40	67	93	367	460
Rose Hill	34	28	62	49	48	97	98	172	270
Triolet	34	28	62	51	41	92	159	402	561
Vacoas	19	25	44	23	43	66	45	171	216
Workfare	30	21	51	43	28	71	961	846	1,807
Total	390	370	760	531	718	1,249	2,341	4,862	7,203

Table17 - Change in the number of new unemployed registrants by educational attainment and sex , July - September 2025

Education Level	Apr - Jun 2025			Jul - Sept 2025			Change		
	Male	Female	Both sexes	Male	Female	Both sexes	Male	Female	Both sexes
Education Nil+Std VI (failed)	276	264	540	162	152	314	-114	-112	-226
Standard VI (passed)	81	76	157	39	21	60	-42	-55	-97
Form I to V (including SC failed)	172	139	311	76	59	135	-96	-80	-176
SC (including HSC failed)	75	105	180	52	63	115	-23	-42	-65
HSC	41	60	101	29	42	71	-12	-18	-30
Professional	31	32	63	32	33	65	1	1	2
Total	676	676	1,352	390	370	760	-286	-306	-592

Table 18 - Number of new unemployed registrants by educational attainment, sex and age group, July - September 2025

Age group Education level	Male					Female					Both sexes				
	16 - 19	20 - 29	30 - 39	40+	Total	16 - 19	20 - 29	30 - 39	40+	Total	16 - 19	20 - 29	30 - 39	40+	Total
Education Nil+Std VI (failed)	26	54	21	61	162	18	51	25	58	152	44	105	46	119	314
Standard VI (passed)	7	19	6	7	39	4	7	4	6	21	11	26	10	13	60
Form I to V (including SC failed)	31	33	3	9	76	20	24	6	9	59	51	57	9	18	135
SC (including HSC failed)	6	41	1	4	52	8	49	2	4	63	14	90	3	8	115
HSC	4	22	1	2	29	2	32	6	2	42	6	54	7	4	71
Professional	0	25	3	4	32	0	29	3	1	33	0	54	6	5	65
Total	74	194	35	87	390	52	192	46	80	370	126	386	81	167	760

Table 19 - Number of new unemployed registrants by occupational group and sex, July - September 2025

Occupational group	Male	Female	Both sexes
Managers	13	6	19
Professionals	34	18	52
Technicians & Associate Professionals	33	36	69
Clerical support workers	65	105	170
Service & sales workers	51	86	137
Skilled agricultural, forestry & fishery workers	3	1	4
Craft & related trades workers	58	3	61
Plant & machine operators & assemblers	32	13	45
Elementary occupations	85	80	165
New workers seeking employment	16	22	38
Total	390	370	760

Table 20 - Number of IN EMPLOYMENT new registrants, re-registrants and those who reported for maintaining their registration by Employment Information Centre & sex, July - September 2025

Employment Information Centre	New registrants			Re-registrants			Those who reported for maintaining their registration		
	Male	Female	Both sexes	Male	Female	Both sexes	Male	Female	Both sexes
Curepipe	11	9	20	45	34	79	175	224	399
Flacq	24	13	37	157	94	251	1,136	1,241	2,377
Mahebourg	13	4	17	48	35	83	341	423	764
Goodlands	14	7	21	84	47	131	537	541	1,078
Port Louis	26	15	41	126	66	192	454	376	830
Quartier Militaire	10	6	16	59	42	101	461	463	924
Quatre Bornes	14	11	25	47	31	78	223	309	532
Riv. Des Anguilles	10	7	17	41	27	68	359	410	769
Riv. Du Rempart	3	5	8	44	30	74	332	317	649
Rose Belle	6	1	7	44	35	79	516	565	1,081
Rose Hill	7	6	13	56	42	98	227	283	510
Triolet	29	10	39	90	50	140	585	615	1,200
Vacoas	5	7	12	38	41	79	229	330	559
Workfare	0	0	0	0	0	0	0	0	0
Total	172	101	273	879	574	1,453	5,575	6,097	11,672

Table 21 - Number of Unemployed and In Employment jobseekers de-registered by EIC and sex, July - September 2025

EIC ¹	Unemployed			In Employment			Total		
	Male	Female	Both sexes	Male	Female	Both sexes	Male	Female	Both sexes
Curepipe	94	107	201	139	112	251	233	219	452
Flacq	196	352	548	416	399	815	612	751	1,363
Goodlands	122	164	286	229	170	399	351	334	685
Mahebourg	47	96	143	153	108	261	200	204	404
Port Louis	278	276	554	328	195	523	606	471	1,077
Quartier Militaire	145	157	302	127	94	221	272	251	523
Quatre Bornes	110	154	264	216	151	367	326	305	631
Riviere des Anguilles	96	132	228	162	122	284	258	254	512
Riviere du Rempart	45	79	124	135	107	242	180	186	366
Rose Belle	68	81	149	136	125	261	204	206	410
Rose Hill	111	148	259	160	133	293	271	281	552
Triolet	127	181	308	190	155	345	317	336	653
Vacoas	117	139	256	226	179	405	343	318	661
Workfare	49	50	99	114	101	215	163	151	314
Total	1,605	2,116	3,721	2,731	2,151	4,882	4,336	4,267	8,603

¹ Employment Information Centre

Table 22 - Number of vacancies notified in EICs¹ by industrial group and sex, July - September 2025

Industrial group	Male	Female	Either male or female	Total
Agriculture Forestry And Fishing	798	69	514	1,381
Manufacturing	577	76	535	1,188
<i>of which: Textile</i>	5	1	8	14
<i>Wearing apparel</i>	4	17	75	96
Electricity, gas and water Supply	30	0	0	30
Construction	217	5	32	254
Wholesale And Retail Trade; Repair Of Motor Vehicles, Motorcycles And Personal And Household Goods	626	109	999	1,734
Hotels and restaurants	216	31	633	880
Transport, storage and communications	260	1	291	552
Financial intermediation	3	2	236	241
Real estate, renting and business activities	115	47	441	603
Information technology	15	3	7	25
Public administration and defence	8	0	16	24
Education	1	12	54	67
Health and social work	15	22	455	492
Other community, social and personal service activities	277	15	742	1,034
Private households with employed persons	106	155	35	296
Total	3,264	547	4,990	8,801

¹EICs - Employment Information Centres

Table 23 - Number of vacancies notified in the PRESS by industrial group and sex, July - September 2025

Industrial group	Male	Female	Either male or female	Total
Agriculture forestry and fishing	0	1	2	3
Manufacturing	2	0	44	46
Construction	2	0	10	12
Wholesale And Retail Trade; Repair Of Motor Vehicles, Motorcycles And Personal And Household Goods	0	0	28	28
Hotels and restaurants	0	0	14	14
Transport, storage and communications	1	0	3	4
Financial intermediation	0	0	9	9
Real estate, renting and business activities	0	0	3	3
Information technology	0	0	1	1
Public administration and defence	0	0	78	78
Education	0	0	19	19
Health and social work	0	0	15	15
Other community, social and personal service activities	0	0	15	15
Private households with employed persons	0	1	0	1
Total	5	2	241	248

Table 24 - Number of vacancies notified in the press and in EICs by industrial group and skill level, July - September 2025

Industrial group	Managers	Professionals	Technicians & associate professionals	Clerical support workers	Service workers & sales workers	Skilled agric., forestry & fishery workers	Craft & related trade workers	Plant & machine operators & assemblers	Elementary occupations	Total
Agriculture, hunting and forestry	2	7	85	166	157	72	210	297	388	1,384
Manufacturing	1	2	77	35	49	18	212	481	359	1,234
<i>of which : Textile</i>	0	0	0	2	0	0	1	9	2	14
<i> Wearing apparel</i>	0	0	4	0	0	0	4	83	23	114
Electricity, gas and water supply	0	0	0	0	0	0	0	30	0	30
Construction	1	6	5	14	2	0	163	32	43	266
Wholesale & retail trade; repair of motor vehicles, motorcycles & personal and household goods	2	7	126	191	426	1	330	197	482	1,762
Transport, storage & communications	7	6	11	85	132	0	89	150	76	556
Hotels & restaurants	3	11	52	76	492	9	73	16	162	894
Information technology	0	3	4	1	0	1	9	5	3	26
Financial intermediation	0	9	162	64	13	1	0	0	1	250
Real estate, renting and business activities	6	24	34	18	281	42	24	22	155	606
Public administration and defence; compulsory social security	4	21	38	13	13	0	2	3	8	102
Education	2	21	45	5	3	0	1	1	8	86
Health and social work	1	44	226	6	113	1	11	2	103	507
Other community, social and personal service activities	1	11	21	56	77	20	145	80	638	1,049
Private households with employed persons	0	1	0	3	129	24	1	8	131	297
Total	30	173	886	733	1,887	189	1,270	1,324	2,557	9,049

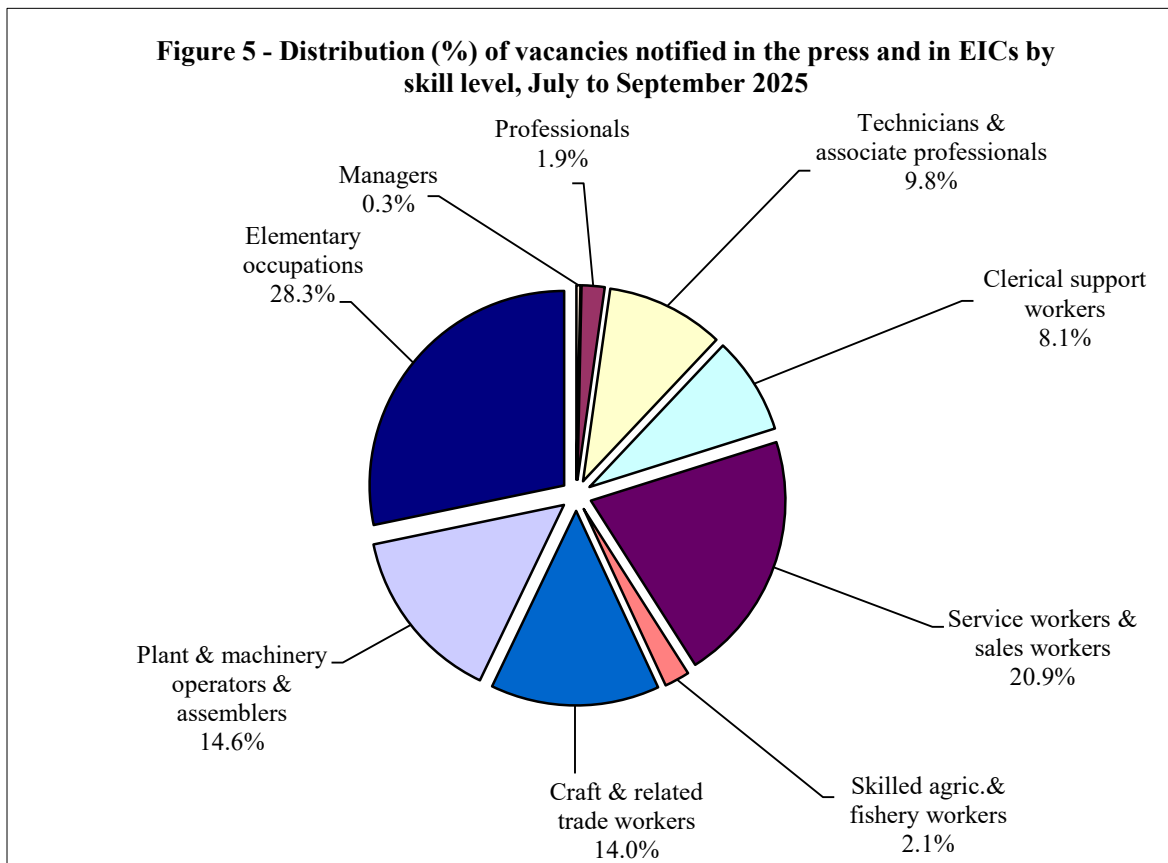
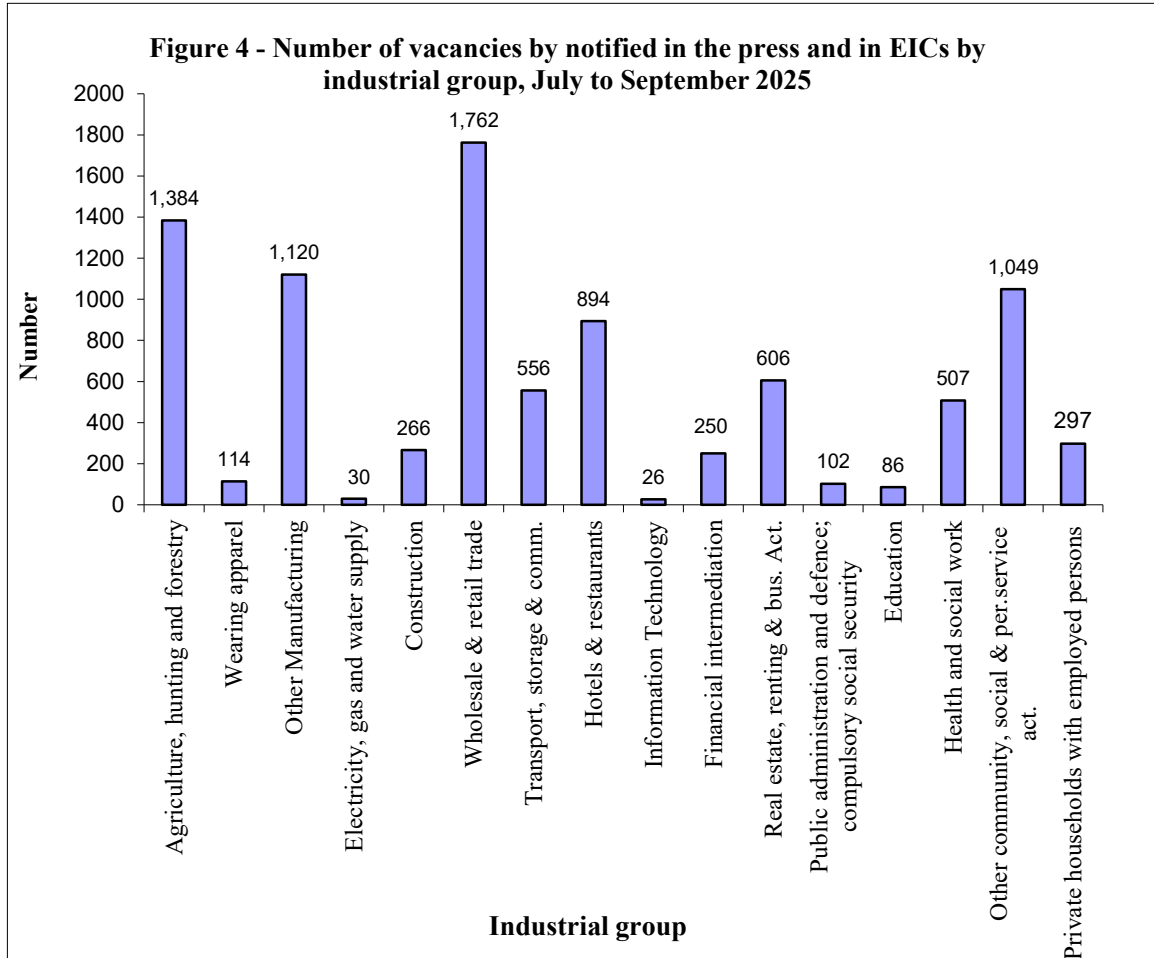


Table 25 - Change in number of vacancies notified in the press and in EICs by industrial group, April - June 2025 with July -September 2025

Industrial group	Apr - Jun 2025	Jul - Sept 2025	Change
Agriculture, hunting and forestry	935	1,384	449
Manufacturing	1,426	1,234	-192
<i>of which: Textiles</i>	31	14	-17
<i>Wearing apparel</i>	99	114	15
Electricity, gas and water supply	3	30	27
Construction	626	266	-360
Wholesale & retail trade; repair of motor vehicles, motorcycles, personal and household goods	1,542	1,762	220
Transport, storage & communications	176	556	380
Hotels & restaurants	698	894	196
Information technology	22	26	4
Financial intermediation	213	250	37
Real estate, renting and business activities	1,171	606	-565
Public administration and defence; compulsory social security	77	102	25
Education	59	86	27
Health & social work	216	507	291
Other community, social and personal service activities	596	1,049	453
Private households with employed persons	256	297	41
Total	8,016	9,049	1,033

Table 26 - Number of placements effected under the Youth Employment Programme (private sector) by industrial group and sex, July - September 2025

Industrial group	Male	Female	Both sexes
Manufacturing	1	1	2
Accommodation And Food Service Activities	0	1	1
Information And Communication	2	0	2
Professional, Scientific And Technical Activities	3	2	5
Education	1	0	1
Human Health And Social Work Activities	0	1	1
Total	7	5	12

Table 27 - Result of submission of candidates to employers for job placement effected in July - September 2025

Employment Information Centre	Vacancies	Applicants referred to employers	Declined offer	Failed to report to employer	Not selected	Result not yet known	Number placed	Placements for previous vacancies
Triplet	859	1,199	1	781	206	130	81	0
Riviere du Rempart	125	637	166	141	159	94	77	0
Goodlands	579	789	257	62	368	29	72	1
Port Louis	2,345	271	5	74	56	43	76	17
Rose Hill	941	184	1	0	115	0	63	5
Quatre Bornes	662	915	0	1	830	0	79	5
Vacoas	268	390	7	0	298	2	70	13
Curepipe	438	536	122	6	299	38	62	9
Quartier Militaire	400	1,049	102	110	470	279	87	1
Flacq	760	1,455	1,022	86	268	10	63	6
Rose Belle	426	461	19	5	274	90	72	1
Riviere Des Anguilles	305	248	67	0	105	6	50	20
Mahebourg	693	152	3	0	43	34	71	1
Total	8,801	8,286	1,772	1,266	3,491	755	923	79
Vacancies in the Public Sector	121	1,020	0	0	0	0	0	0
Grand Total	8,922	9,306	1,772	1,266	3,491	755	923	79

Table 28 - Number of placements effected by industrial group, occupation and sex, July to September 2025

Industrial group	Occupation	Male	Female	Both sexes
Agriculture	Administrative Clerk	1	0	1
	Animal Care Worker	1	0	1
	Building Maintenance Handyman	2	0	2
	Cleaner	1	1	2
	Delivery Boy	2	0	2
	Driver, Private Car	4	0	4
	Gardener	1	2	3
	Helper	2	1	3
	Monkey-Farm Worker, Unskilled	2	0	2
	Pest Control Operator	2	0	2
	Poultry Farm Worker	1	1	2
	Poultry Farm Worker, Unskilled	2	0	2
	Sampler, Sugar	0	1	1
	Security Guard	1	0	1
	Vegetable Farm Labourer, Unskilled	1	3	4
	Sub Total	23	9	32
	Manufacturing	Accounts Clerk	3	2
Administrative Assistant		0	1	1
Administrative Clerk		1	6	7
Assembler Aluminium		1	0	1
Assembler, Plastic Surgical Equipment		0	5	5
Assistant Cook		0	1	1
Attendant, General		1	0	1
Bottling Machine Operator		0	1	1
Building Maintenance Handyman		2	0	2
Cleaner		1	0	1
Cleaner, Building/Office		0	4	4
Clerical Officer / Clerk		0	1	1
Data-Entry Clerk		1	0	1
Dressmaker		0	1	1
Driver - Salesperson		1	0	1
Driver, Private Car		4	0	4
Driver, Van, Light and Local Transport		1	0	1
Electrician		1	0	1
Factory Attendant, Manufacturing		1	1	2
Factory Operator		2	5	7
Farata Maker		0	2	2
Fibre Glass Worker		3	0	3
Handyworker		1	0	1
Helper		13	5	18
Helper, Store		7	0	7
Jeweller		0	1	1
Kitchen Helper		0	1	1
Laundry Attendant	0	1	1	

Table 28 (cont'd) - Number of placements effected by industrial group, occupation and sex, July to September 2025

Industrial group	Occupation	Male	Female	Both sexes	
Manufacturing (Cont'd)	Laundry Pressing Machine Operator	0	1	1	
	Loader / Unloader	1	0	1	
	Lorry Attendant	2	0	2	
	Lorry Driver, Heavy / Chauffeur Poid-Lourd	3	0	3	
	Maintenance Technician	2	0	2	
	Merchandiser, Clerk	1	0	1	
	Merchandising Officer	0	2	2	
	Packer, Hand	0	4	4	
	Packing Machine Operator / Packing Operator	0	3	3	
	Plumber	1	0	1	
	Sales Executive	0	1	1	
	Sales Representative	1	0	1	
	Salesperson, Retail Trade	0	1	1	
	Secretary	0	1	1	
	Security Attendant	1	0	1	
	Showroom Salesperson	0	1	1	
	Store Clerk	1	0	1	
	Storekeeper	0	1	1	
	Supervisor, Meat and Fish Preparation and Processing	1	0	1	
	Supervisor, Production Clerk	0	1	1	
	Technician	1	0	1	
	Sub Total		59	54	113
	Construction	Accounts Clerk	0	3	3
Administrative Clerk		0	1	1	
Air Conditioner Installer		1	0	1	
Air Conditioning Technician		3	0	3	
Building Construction Labourer		1	0	1	
Building Electrician		1	0	1	
Building Exterior Cleaner		0	1	1	
Building Maintenance Handyman		3	0	3	
Building Painter		1	0	1	
Carpenter		1	0	1	
Cleaner		1	3	4	
Cleaner, Building/Office		0	2	2	
Driver, Private Car		2	0	2	
Electrician, General		4	0	4	
Gas and Electric Welder, General		1	0	1	
Handyworker		1	0	1	
Helper		1	1	2	
Machine Operator, Road Marking Equipment		2	0	2	
Mason		5	0	5	
Mason, General		1	0	1	
Plumber		10	0	10	
Plumber and Pipe Fitter, General	1	0	1		

Table 28 (cont'd) - Number of placements effected by industrial group, occupation and sex, July to September 2025

Industrial group	Occupation	Male	Female	Both sexes
Construction (Cont'd)	Storekeeper	1	0	1
	Technician (General)	1	0	1
	Sub Total	42	11	53
Hotels and Restaurants	Accounts Clerk	1	3	4
	Administrative Clerk	0	2	2
	Apprentice Pastry Maker	0	1	1
	Assistant Cook	2	0	2
	Bar Waiter/Bar Waitress	3	1	4
	Barman/Barmaid	2	0	2
	Bartender	0	1	1
	Beach Attendant	1	0	1
	Bread Maker	1	0	1
	Building Maintenance Handyman	1	0	1
	Cashier	1	3	4
	Cashier, Cash Desk	0	1	1
	Chef de Partie	1	0	1
	Chef de Partie, Pastry	0	2	2
	Cleaner	0	4	4
	Cleaner, Building/Office	0	1	1
	Clerical Officer / Clerk	0	1	1
	Commis, Kitchen	1	0	1
	Cook, General	4	5	9
	Customer Service Representative	2	1	3
	Driver, Private Car	2	0	2
	Fast Food Operator	1	2	3
	Gardener	1	1	2
	Golf Course Worker / Attendant	1	0	1
	Guest Relations Officer	0	3	3
	Head Waiter / Chef de Rang	2	0	2
	Helper	4	5	9
	Hotel Receptionist	0	1	1
	Housekeeping Attendant	4	0	4
	Kitchen Helper	2	7	9
	Kitchen Steward	0	2	2
	Laundry Attendant	0	1	1
	Lorry Driver, Heavy / Chauffeur Poid-Lourd	1	0	1
Motorcyclist / Rider	1	0	1	
Porter, Luggage	3	0	3	
Receptionist	0	2	2	
Restaurant Supervisor	0	1	1	
Room Attendant	0	1	1	
Security Guard	1	0	1	

Table 28 (cont'd) - Number of placements effected by industrial group, occupation and sex, July to September 2025

Industrial group	Occupation	Male	Female	Both sexes
Hotels and Restaurants (Cont'd)	Steward / Stewardess / Stewarding Technician	1	3	4
	Store Clerk	1	0	1
	Supervisor, Housekeeping and Laundry	1	0	1
	Telephonist	0	1	1
	Trainee Accounts Clerk	1	0	1
	Valet/Chambermaid, Hotel	4	7	11
	Waiter, Room Service	1	0	1
	Waiter/Waitress, General	18	14	32
	Sub Total	70	77	147
Wholesale & Retail Trade; Repair of Motor Vehicles, Motorcycle & Personal and Household Goods	Accounts Clerk	2	7	9
	Administrative Clerk	1	18	19
	Administrative Supervisor	0	1	1
	Apprentice Tyre Worker	1	0	1
	Assistant Cook	0	1	1
	Automobile Mechanic, Petrol and Diesel	1	0	1
	Baker, General	1	0	1
	Bakery Operator	0	1	1
	Canteen Attendant	0	1	1
	Cashier	1	32	33
	Cleaner	2	5	7
	Cleaner, Building/Office	1	1	2
	Cleaner, Car	4	0	4
	Clerical Officer / Clerk	3	10	13
	Cook, General	1	0	1
	Customer Service Representative	0	2	2
	Data-Entry Clerk	0	2	2
	Delivery Boy	2	0	2
	Dispenser	0	7	7
	Driver - Messenger	1	0	1
	Driver - Salesperson	1	0	1
	Driver, Private Car	14	0	14
	Driver/Helper	1	0	1
	Farata Maker	0	2	2
	Fast Food Operator	2	4	6
	Finance Clerk	0	1	1
	Gardener	0	1	1
	Graphic Designer	1	0	1
	Handyworker	1	0	1
	Head Cook	1	0	1
	Helper	10	5	15
	Helper, Store	10	0	10
	Human Resource Assistant	0	1	1
Indoor Sales Representative	0	3	3	

Table 28 (cont'd) - Number of placements effected by industrial group, occupation and sex, July to September 2025

Industrial group	Occupation	Male	Female	Both sexes
Wholesale & Retail Trade; Repair of Motor Vehicles, Motorcycle & Personal and Household Goods (Cont'd)	Kitchen Helper	0	9	9
	Leather Garment Cutter	1	0	1
	Lorry Attendant	1	0	1
	Lorry Driver, Heavy / Chauffeur Poid-Lourd	1	0	1
	Maintenance Officer	1	0	1
	Marketing Assistant	0	1	1
	Mechanic, General	2	0	2
	Motor Mechanic	1	0	1
	Outlet Supervisor	1	0	1
	Packer, Hand	1	5	6
	Packing Machine Operator / Packing Operator	1	0	1
	Pastry Cook	1	0	1
	Pastry Maker/Cook	0	2	2
	Procurement/Purchasing Officer	1	0	1
	Pump Attendant	1	0	1
	Receptionist	0	3	3
	Sales Administrative Assistant	0	1	1
	Sales Assistant	0	2	2
	Sales Executive	0	1	1
	Sales Invoice Clerk	0	5	5
	Sales Representative	3	9	12
	Sales Representative, Technical	1	0	1
	Salesperson, Retail Trade	11	18	29
	Secretary	0	2	2
	Security Guard	3	0	3
	Service Station Attendant	4	0	4
	Shelf Filler	0	1	1
	Shelves Worker	5	15	20
	Shop Assistant	4	10	14
	Store Clerk	3	2	5
	Storekeeper	3	1	4
	Storeroom Attendant	7	0	7
	Supervisor	0	1	1
Trainee Dispenser	0	1	1	
Tyreman/ Vulcaniser/ Tyre Person	1	0	1	
Vehicle Loader/ Assistant	3	0	3	
Sub Total		123	194	317
Transportation and Storage	Accounts Clerk	0	2	2
	Administrative Clerk	0	1	1
	Business Development Officer	0	1	1
	Driver, Bus	3	0	3
	Driver, Heavy Motor Car not exceeding 15 Pas	1	0	1
	Helper	4	0	4
	Lorry Driver, Heavy / Chauffeur Poid-Lourd	2	0	2
	Security Officer, Airport	7	0	7
	Vehicle Loader/ Assistant	1	0	1
	Sub Total		18	4

Table 28 (cont'd) - Number of placements effected by industrial group, occupation and sex, July to September 2025

Industrial group	Occupation	Male	Female	Both sexes	
Real Estate, Renting and Business Activities	Accounts Clerk	0	2	2	
	Administrative Assistant	0	1	1	
	Administrative Clerk	0	4	4	
	Administrative Officer	0	1	1	
	Administrative Secretary	0	1	1	
	Beautician / Esthéticienne	0	1	1	
	Cashier	1	1	2	
	CCTV Camera Installer	1	0	1	
	Cleaner	13	32	45	
	Cleaner, Building/Office	2	8	10	
	Clerical Officer / Clerk	1	2	3	
	Conseiller Commerciaux	1	0	1	
	Customer Service Clerk	1	2	3	
	Driver, Private Car	11	0	11	
	Gardener	4	0	4	
	Hairdresser, Unisex	1	0	1	
	Helper	11	2	13	
	Nail Therapist	0	1	1	
	Public Area Cleaner	15	0	15	
	Receptionist	0	7	7	
	Salesperson, Retail Trade	0	1	1	
	Secretary	0	3	3	
	Security Guard	15	5	20	
	Storekeeper	1	0	1	
	Technician (General)	1	0	1	
	Telephonist	0	1	1	
	Women Hairdresser	0	1	1	
	Sub Total		79	76	155
	Information and Communication	Administrative Officer	0	1	1
Call Centre Operator		1	1	2	
Customer Service Clerk		0	1	1	
Driver - Messenger		2	0	2	
Driver, Private Car		0	1	1	
Guest Relations Officer		1	0	1	
ICT / Computer Support Technician		2	0	2	
Lorry Driver, Heavy / Chauffeur Poid-Lourd		2	0	2	
Video Editor		0	1	1	
Sub Total			8	5	13
Financial Intermediation	Accountant	0	1	1	
	Accounts Clerk	2	7	9	
	Administrative Assistant	0	1	1	
	Cleaner, Car	1	0	1	
	Compliance Officer	1	0	1	
	Customer Service Clerk	0	2	2	

Table 28 (cont'd) - Number of placements effected by industrial group, occupation and sex, July to September 2025

Industrial group	Occupation	Male	Female	Both sexes
Financial Intermediation (cont'd)	Customer Service Representative	2	7	9
	Debt Collector	0	1	1
	Helper	3	0	3
	Insurance Agent	7	16	23
	Lorry Driver, Heavy / Chauffeur Poid-Lourd	1	0	1
	Medical Claims Processor	0	1	1
	Messenger, Office	0	1	1
	Payroll Officer	0	1	1
	Underwriter	0	1	1
	Sub Total	17	39	56
Education	Administrative Assistant	0	1	1
	Attendant, General	0	1	1
	Child Carer / Nursery Attendant	0	7	7
	Cleaner	0	3	3
	Clerical Officer / Clerk	0	2	2
	Driver, Private Car	1	0	1
	Front Office Agent	0	2	2
	General Worker	1	0	1
	Oriental Language Teacher	0	1	1
	Preprimary Teacher	0	2	2
	Primary School Teacher	0	2	2
	Secretary	0	2	2
	Trainee Educator, Primary	0	1	1
	Sub Total	2	24	26
Health and Social Services	Cleaner	0	1	1
	Debtors Clerk	0	1	1
	Finance and Accounts Coordinator	0	1	1
	Health Care Assistant	0	1	1
	Housekeeping Attendant	0	5	5
	Laboratory Assistant	0	1	1
	Management Support Assistant	0	1	1
	Medical Assistant	0	1	1
	Medical Laboratory Trainee	1	0	1
	Receptionist	0	1	1
	Receptionist and Phlebotomist	0	3	3
	Room Attendant	0	1	1
	Sub Total	1	17	18
Arts, Entertainment and Recreational Activities	Cashier	2	4	6
	Driver, Private Car	2	0	2
	Teller, Tote	0	1	1
	Sub Total	4	5	9

Table 28 (cont'd) - Number of placements effected by industrial group, occupation and sex, July to September 2025

Industrial group	Occupation	Male	Female	Both sexes
Private Households	Baby Sitter	0	3	3
	Carer, Home	0	4	4
	Carer, Private Household	0	5	5
	Child Carer / Nursery Attendant	0	1	1
	Gardener	5	0	5
	Housekeeper, Domestic	2	1	3
	Housemaid	0	18	18
	Secretary	0	2	2
	Sub Total	7	34	41
Total EIC¹		453	549	1,002
NED ² : (a) Public Sector		0	0	0
(b) Workfare Programme		123	46	169
(c) Magazine de L'Emploi et des Metiers		0	0	0
(d) Job Management System		4	1	5
(e) Youth Employment Programme (Public & Private)		12	11	23
(f) Back to Work Programme		0	8	8
(g) Dual Training Programme		0	0	0
(h) Trainee Engineer Scheme (Public & Private)		5	1	6
(I) Trainee Land Surveyor Scheme		0	0	0
(j) Training and Placements of Persons with Disabilities		0	0	0
(k) Outward Labour Migration		0	0	0
Total NED		144	67	211
Grand Total		597	616	1,213

¹ Employment Information Centres

² National Employment Department

WORK PERMITS & CERTIFICATES OF EXEMPTION



Table 29 - Number of NEW work permits issued by industrial group, occupation & sex, July - September 2025

Industrial Group	Occupation	Male	Female	Both sexes	
Agriculture, hunting forestry and fishing	Agricultural Labourer	25	0	25	
	Captain	3	0	3	
	Chief Mechanic Operator	1	0	1	
	Deckhand	1	0	1	
	Electrical Technician	1	0	1	
	Farm Field Worker	5	0	5	
	Farm Worker	4	0	4	
	Farmer	1	0	1	
	Field Crop Farm Labourer	6	0	6	
	Field Crop Labourer	33	1	34	
	Field Labourer	136	0	136	
	Fisherman	26	0	26	
	Greenhouse Operator	8	0	8	
	Horticultirist	5	0	5	
	Labourer	18	0	18	
	Livestock Farm Worker	6	0	6	
	Lorry Field Helper	1	0	1	
	Mechanic	2	0	2	
	Mechanic Field Operator	1	0	1	
	Motorman	1	0	1	
	Poultry Factory Worker (Factory Attendant)	7	0	7	
	Poultry Farm Worker	26	1	27	
	Seaman	1	0	1	
	Skilled Farm Worker	14	0	14	
	Skipper	2	0	2	
	Sugar Cane Field Labourers	55	0	55	
	Sugarcane Agricultural Labourer	6	0	6	
	Sugarcane Labourer	8	0	8	
	Vegetable Farm Skilled Worker	13	0	13	
	Welder	1	0	1	
	Sub Total		417	2	419
	Manufacturing	Aluminium Assembler/Fixer	1	0	1
Aluminium Fabricator		17	0	17	
Aluminium Framemaker		1	0	1	
Aluminium Light Metal Operator		5	0	5	
Aluminium Maker		1	0	1	
Aluminium Openings Operator		1	0	1	
Aluminium Worker		1	0	1	
Alumunium Assembler		1	0	1	
Assembler		2	0	2	
Assembler, Furniture, Wooden		2	0	2	
Assistant Core Machine Operator		3	0	3	
Assistant Oven Operator		0	3	3	
Bakery Operator		63	1	64	
Bakery Operator (Industrial)		6	0	6	

Table 29 (Cont'd) - Number of NEW work permits issued by industrial group, occupation & sex, July - September 2025

Industrial Group	Occupation	Male	Female	Both sexes
Manufacturing(cont'd)	Bar Bender	3	0	3
	Bariman	3	0	3
	Bariman Helper	5	0	5
	Blacksmith	1	0	1
	Block Maker	2	0	2
	Book Binders	19	0	19
	Cabinet Maker	113	0	113
	Cabinet Maker Wooden	1	0	1
	Carpenter	7	0	7
	Carpenter, General	1	0	1
	Carpenter/Cabinet Maker	2	0	2
	Carpenter/Metal Worker	2	0	2
	Chemical And Physical Testing Technician	2	0	2
	Chicken Processing Operator	1	0	1
	Coach Builder	2	0	2
	Cooling Bed Tongsman	4	0	4
	Corporate Services Director	1	0	1
	Cosmetic Brush Maker	1	0	1
	Crane Operator	2	0	2
	Customer Service Coordinator	2	0	2
	Cylinder Head Skimming Machine Operator	1	0	1
	Denim Merchandiser	0	1	1
	Driver	1	0	1
	Electrical Technician	4	0	4
	Electrician, General	1	0	1
	Electrician/Maintenance	1	0	1
	Electro Technician	1	0	1
	Extrusion Attendant	3	0	3
	Extrusion Worker Extruder	12	0	12
	Factory Attendant	8	0	8
	Factory Worker	10	0	10
	Factory Operator	45	0	45
	Fibre Glass Workers	5	0	5
	Fish Cleaner	1	40	41
	Fish Cutter	27	0	27
	Fitting Technician	1	0	1
	Food Processing Operator	7	0	7
	Food Processor	2	0	2
	Food Production Operator	1	0	1
	Forklift Operator	1	0	1
	Furnace Line Operator	2	0	2
	Furniture Carpenter	3	0	3
	Gas Cutter	7	0	7
	Gas Cutter Helper	5	0	5
	Gas Cutting Technician	1	0	1
	Gem Setter	6	0	6
	Glass Cutter	2	0	2
	Gold Smith	1	0	1

Table 29 (Cont'd) - Number of NEW work permits issued by industrial group, occupation & sex, July - September 2025

Industrial Group	Occupation	Male	Female	Both sexes
Manufacturing(cont'd)	Granite Cutter	2	0	2
	Grinding Attendant	4	0	4
	Grinding Machine Operator	14	0	14
	Helper	1	0	1
	Imaam	1	0	1
	Industrial Electrician	1	0	1
	Injection Operator	0	11	11
	Intern	1	0	1
	Jeweller	4	0	4
	Jewellery Designer	2	0	2
	Jockey	3	0	3
	Knitting Machine Operator	1	0	1
	Laboratory Technician	1	0	1
	Lattes Machine Operator	1	0	1
	Layout Artist	2	0	2
	Leather Machine Operator	31	1	32
	Light Metal	5	0	5
	Machine Operator	106	12	118
	Machine Operator - Printing	1	0	1
	Machine Operator, Textiles	204	135	339
	Machine Operator, Sewing	63	0	63
	Machine Operator Labelling	5	0	5
	Machine Paint Operator	3	0	3
	Machinist	6	1	7
	Maintenance Supervisor	1	0	1
	Maintenance Technician	3	0	3
	Manufacturing Paint Operators	5	0	5
	Mason	10	0	10
	Massage Therapist	0	2	2
	Mechanical Fitter	1	0	1
	Mechanical Fitter Cum Welder	1	0	1
	Melting Foundry Experienced	3	0	3
	Melting Furnace Man	1	0	1
	Metal Galvaniser	2	0	2
	Metal Worker	3	0	3
	Mig Welder	1	0	1
	Mixing & Premixing Attendant	5	0	5
	Mobile Phone Technician	2	0	2
	Musician	5	0	5
	Offset Printing Machine Operator	5	0	5
	Operation Supervisor	1	0	1
	Optical Technician	2	0	2
	Packing Machine Operator	37	0	37
Painter	2	0	2	
Panel Beater	1	0	1	
Pastry Cook	3	2	5	
Pastry Maker	11	1	12	
Pastry Operator	1	11	12	

Table 29 (Cont'd) - Number of NEW work permits issued by industrial group, occupation & sex, July - September 2025

Industrial Group	Occupation	Male	Female	Both sexes
Manufacturing(cont'd)	Pattern Room And Sample Room Manager	1	0	1
	Pelleting Attendant	3	0	3
	Pitside Fitter	2	0	2
	Plate Mason	1	0	1
	Poultry & Food Processing Operator	2	0	2
	Poultry Farm Worker	3	0	3
	Powder Coating Booth	6	0	6
	Powder Coating Operator	1	0	1
	Priest	2	0	2
	Principal Technician	1	0	1
	Printing Machine Operator	1	0	1
	Professional Jockey	2	0	2
	Quality Auditor	0	1	1
	Quality In Charge/Microcum-Sulphur Precit Inspector	1	0	1
	Rattan Maker Grade 2	1	0	1
	Religious And Social Worker	2	0	2
	Remelting Technician	2	0	2
	Rigger	2	0	2
	Roll Forming Machine Operator	2	0	2
	Salesman	1	0	1
	Sander And Varnisher	15	0	15
	Sander And Varnisher Grade 2	1	0	1
	Sawmill Operator	1	0	1
	Schlatter Ns200/Ns240 Welding Machine Wedding	5	0	5
	Scrap Handling Helper	8	0	8
	Second Director	1	0	1
	Sheet Metal Worker	4	0	4
	Shelf Worker	0	2	2
	Shift In Charges/Section In Charges	1	0	1
	Site Fixers	5	0	5
	Skilled Aluminium Light Metal Operator	11	0	11
	Skilled Aluminium Worker	5	0	5
	Skilled Chemical Operator	2	0	2
	Skilled Machine Operator	3	0	3
	Skilled Worker	2	0	2
	Skimmer (Plasterer)	3	0	3
	Smelter	4	0	4
	Spa Therapist / Hairdresser	0	1	1
	Spa Therapists	0	1	1
	Spinner	10	0	10
	Stainless Steel And Innox Welder	1	0	1
	Stainless Steel Welder	1	0	1
	Tailor	3	0	3
Technical Executive	1	0	1	
Technician	3	0	3	
Tig Welder	2	0	2	
Trimmer (Roll Forming Machine)	1	0	1	
Turner	2	0	2	

Table 29 (Cont'd) - Number of NEW work permits issued by industrial group, occupation & sex, July - September 2025

Industrial Group	Occupation	Male	Female	Both sexes
Manufacturing(cont'd)	Turner Fitter	1	0	1
	Tyreman Technician	1	0	1
	United Nations (UN) Volunteer	1	0	1
	Upholsterer	16	2	18
	Varnisher/Polisseur	1	0	1
	Weaving Machine Operator	13	0	13
	Welder	28	0	28
	Welder Fabricator	1	0	1
	Welder Fitter	2	0	2
	Welder Tig/Mig	1	0	1
	Wine Factory Worker	2	0	2
	Wood Worker	2	0	2
	Workshop Technician	3	0	3
	Sub Total	1208	228	1,436
Construction	Ac Technician	10	0	10
	Aluminium Fabricator	1	0	1
	Assistant General Manager - Mep	1	0	1
	Assistant Manager (Civil)	1	0	1
	Barbender	13	0	13
	Block Mason Grade II	60	0	60
	Bobcat Operator	1	0	1
	Building Construction Labourer	2	1	3
	Cabinet Maker	6	0	6
	Carpenter	176	0	176
	Carpenter Grade I	38	0	38
	Carpenter Grade Ii	53	0	53
	Concrete Shutterers	3	0	3
	Construction Worker Mason	1	0	1
	Cook	6	0	6
	Driver - Grade I	2	0	2
	Electrician	71	0	71
	Electrician Grade I	2	0	2
	Electrician Grade II	4	0	4
	Excavator Operator	5	0	5
	Foreman	3	0	3
	General Maintenance Pool Technician	1	0	1
	Glass Fitter	3	0	3
	Grader Operator	2	0	2
	Heavy Driver	1	0	1
	Helper	23	0	23
	Hvac Air Conditioning & Ventilation Technician	1	0	1
	Landscaper	4	0	4
	Lift Technician	5	0	5
	Machine Operator, Stone Crushing	7	0	7
	Maintenance Technician	1	0	1
Manager	1	0	1	

Table 29 (Cont'd) - Number of NEW work permits issued by industrial group, occupation & sex, July - September 2025

Industrial Group	Occupation	Male	Female	Both sexes	
Construction(cont'd)	Mason	748	1	749	
	Mason Grade II	9	0	9	
	Mason, General	1	0	1	
	Metal Worker	1	0	1	
	Operator	2	0	2	
	P&M In Charge	1	0	1	
	Painter	10	0	10	
	Painter Grade II	8	0	8	
	Pipe Bender	5	0	5	
	Pipe Fitter	1	0	1	
	Plant Operator	1	0	1	
	Plasterer	21	0	21	
	Plasterer Grade II	53	0	53	
	Plumber	25	0	25	
	Plumber Grade II	1	0	1	
	Pole Electrician	13	0	13	
	Pool Technician	7	0	7	
	Rebar Fitter Grade II	2	0	2	
	Responsable D'Entretien - Electrique Et Chambre Froide	1	0	1	
	Rigger	2	0	2	
	Sheet Metal Worker	3	0	3	
	Sheet Metal Welder	1	0	1	
	Shuttering Carpenter	18	0	18	
	Site Agent Electrical	1	0	1	
	Site Agent Plumbing	1	0	1	
	Site Manager	1	0	1	
	Skilled Mason	3	0	3	
	Specialist Shutter, Hand	10	0	10	
	Steel Fixer	101	0	101	
	Steel Fixer Grade II	32	0	32	
	Store Keeper	1	0	1	
	Supervisor	4	0	4	
	Technician	22	0	22	
	Technician Grade II	2	1	3	
	Technician Mep	1	0	1	
	Technician Sup Grade	2	0	2	
	Tiles Mason	1	0	1	
	Welder	16	0	16	
	Welder Gas & Electric	1	0	1	
	Welder, Mig	1	0	1	
	Welder, Tig	2	0	2	
	Welder/Cutter	1	0	1	
	Wood Carver	5	0	5	
	Sub Total	1650	3	1,653	
	Wholesale and retail trade; repair of motor vehicles and motocycles	Alarm Technician	2	0	2
		Automobile Denter	1	0	1

Table 29 (Cont'd) - Number of NEW work permits issued by industrial group, occupation & sex, July - September 2025

Industrial Group	Occupation	Male	Female	Both sexes
Wholesale and retail trade; repair of motor vehicles and motorcycles (cont'd)	Automobile Electrician	3	0	3
	Automobile Electromechanic	3	0	3
	Automobile Mechanic	11	0	11
	Automobile Mechanic (Lgp Gas Kit Installer)	2	0	2
	Automobile Painter	1	0	1
	Automobile Panel Beater	1	0	1
	Automotive Mechanic	2	0	2
	Baker Semi Automatic	3	0	3
	Bakery Operator	5	0	5
	Bakery Operator (Industrial)	7	0	7
	Beauty Advisor	0	1	1
	Boat Engine Mechanic	1	0	1
	Breakdown Technician	1	0	1
	Cabinet Maker	2	0	2
	Car Painter	1	0	1
	Cashier	18	1	19
	Chicken Processing Operator	2	0	2
	Chicken Slaughtering	2	0	2
	Cleaner	4	0	4
	Cold Room Attendant	3	0	3
	Commercial Manager	0	1	1
	Cook	2	0	2
	Employe De Rayon	5	0	5
	Fish Packer	1	0	1
	Fitting Technician	3	0	3
	Food Processing Operator	1	0	1
	Frigorist	3	0	3
	Gem Setter	1	0	1
	Granite Worker	1	0	1
	Handicraft Worker	1	0	1
	Machine Operator	1	0	1
	Mechanics	2	0	2
	Melting Furnace Man	1	0	1
	Motor Mechanic	8	0	8
	Motorcycle Mechanic	1	0	1
	Packaging Operator	0	3	3
	Packer	2	0	2
	Packing Machine Operator	21	1	22
	Paint Repair Specialist	2	0	2
	Pannel Beater	9	0	9
	Pastry Maker	4	0	4
	Pastry Operator	1	0	1
	Professional Granite Worker	1	0	1
Pump Attendant	9	0	9	
Refrigerator System Operator	1	0	1	
Retail Sales Demonstrator	7	6	13	

Table 29 (Cont'd) - Number of NEW work permits issued by industrial group, occupation & sex, July - September 2025

Industrial Group	Occupation	Male	Female	Both sexes	
Wholesale and retail trade; repair of motor vehicles and motocycles (cont'd)	Sales Demonstrator	3	0	3	
	Saw Machine Operator	2	0	2	
	Secretary	1	0	1	
	Service Station Attendant	4	0	4	
	Shelf Worker	4	20	24	
	Shop Assistant	8	0	8	
	Shop Cashier	1	0	1	
	Smelter	1	0	1	
	Storekeeper	1	0	1	
	Straightening Machine Operator (Steel / Metal)	3	0	3	
	Technician	1	0	1	
	Tyreman	6	0	6	
	Welder	3	0	3	
	Welder [General]	1	0	1	
	Welder,Mig	1	0	1	
	Sub Total		203	33	236
	Transport and storage	Automobile Mechanic	1	0	1
Bus Driver		12	0	12	
Cargo Handler		5	0	5	
Driver, Bus		1	0	1	
Excavator Operator		2	0	2	
Loading And Unloading Crew Member		2	0	2	
Mechanic		2	0	2	
Panel Beater		1	0	1	
Warehouse Attendant		4	0	4	
Sub Total			30	0	30
Accomodation and food activities	"Volontaire Internationale En Entreprises (VIE)"	0	1	1	
	Ac Technician	1	0	1	
	Assistant Cook	8	0	8	
	Ayurvedic Therapists	0	1	1	
	Baker	1	0	1	
	Barista	0	2	2	
	Barman	1	0	1	
	Barrista	1	0	1	
	Bartender	1	0	1	
	Chef	2	0	2	
	Chef De Partie	1	0	1	
	Chef De Rang	6	0	6	
	Cook	38	2	40	
	Cook Indian Cuisine	1	0	1	
	Cooks (Sushi Specialists)	7	0	7	
	Demi Chef De Rang	8	0	8	
	Dosa Cook	1	0	1	
Electrician	2	0	2		

Table 29 (Cont'd) - Number of NEW work permits issued by industrial group, occupation & sex, July - September 2025

Industrial Group	Occupation	Male	Female	Both sexes
Accommodation and food activities (cont'd)	F&B Hostess	0	1	1
	Fast Food Operator	18	0	18
	Food Processing Operator	3	0	3
	German Language Interpreter	0	1	1
	Guest Service Agent	0	1	1
	Indian Chef	1	0	1
	Indian Cook	2	0	2
	Kitchen Helper	11	0	11
	Maintenance Technician	5	0	5
	Mason	1	0	1
	Painter	1	0	1
	Room Attendant	20	1	21
	South Indian Cook	1	0	1
	Spa Therapist	0	4	4
	Steward	19	0	19
	Supervisor	1	0	1
	Valet	15	4	19
	Waiter	38	1	39
	Waitress	0	2	2
	Sub Total		215	21
Information Technology	Electronic Repairs Manager	1	0	1
	Directeur Technique	1	0	1
	Technician (Chips Level And Motherboard Repairs)	1	0	1
	Mobile Phone Technician	1	0	1
	Trust And Safety Associate	1	1	2
	Sub Total	5	1	6
Financial and insurance activities	Administrative Assistant	0	1	1
	Branch Head	0	1	1
	Directeur Adjoint	1	0	1
	Executive, Credit Risk And Tci Executive Director	1	0	1
	Manager Global Business	1	0	1
	Manager Risk	1	0	1
	Responsable Administratif Et Financier- Implementation Of The Circular Economy Roadmap	1	0	1
	Vice President & Deputy Md & Gc	1	0	1
	Coordinator	1	0	1
	Deal Origination & Structuring Officer	1	0	1
	Manager Credit	1	0	1
	Operations Officer	0	1	1
	Senior Manager, Finance Head	1	0	1
	Sub Total	10	3	13
	Real estate activities	Accounts Executive	1	0
Collection Officer		0	1	1
Director		0	1	1

Table 29 (Cont'd) - Number of NEW work permits issued by industrial group, occupation & sex, July - September 2025

Industrial Group	Occupation	Male	Female	Both sexes	
Real estate activities (cont'd)	Junior Collection Officer	0	1	1	
	Transmission Operator	1	0	1	
	Webmaster	1	0	1	
	Sub Total	3	3	6	
Professional scientific and technical activities	Sales Administration Officer	0	1	1	
	Sub Total	0	1	1	
Administrative And Support Service Activites	Bpo Call Center Operator	4	0	4	
	Call Center Operator	9	12	21	
	Car Mechanic	1	0	1	
	Carpenter	3	0	3	
	Cleaner	22	0	22	
	Commercial Packing Operator	5	0	5	
	Cook	2	0	2	
	Electric Welder	1	0	1	
	Frigorist	4	0	4	
	Machine Operator	2	0	2	
	Marqueez Erector	1	0	1	
	Mason	13	0	13	
	Mason (Brick / Plaster)	2	0	2	
	Mechanic	1	0	1	
	Packaging Operator	1	0	1	
	Packing Machine Operator	23	0	23	
	Packing Operator	5	0	5	
	Panel Beater	1	0	1	
	Shutting Carpenter	3	0	3	
	Site Supervisor	1	0	1	
	Skilled Landscaping Worker	3	0	3	
	Steel Fixer	4	0	4	
	Storekeeper	1	0	1	
	Tent Contractors Electrical And Plumbing	1	0	1	
	Tent Erector	12	0	12	
	Tile Mason	4	0	4	
	Sub Total	129	12	141	
	Public administration and defence	"Volontaire De Solidarite Internationale (VSI)"	1	1	2
		"Volontaire International En Entreprise (VIE)"	4	2	6
	Financial and insurance activities	Chief Engineer Officer	1	0	1
Commanding Officer		1	0	1	
Cook		1	0	1	
Executive Personal Assistant And Residence Manager		0	1	1	
Head Of Centre National De Formation De Football		1	0	1	
Maid		0	2	2	
Maritime Law Enforcement Expert		1	0	1	
Master		1	0	1	
Officer Of Watch Deck		1	0	1	
Officer Of Watch Engine		1	0	1	
Resident Inspector Of El Salvador		1	0	1	
Scientist / Engineer Sd		2	0	2	
Skipper		1	0	1	
Technical Expert		1	0	1	
Sub Total		18	6	24	

Table 29 (Cont'd) - Number of NEW work permits issued by industrial group, occupation & sex, July - September 2025

Industrial Group	Occupation	Male	Female	Both sexes
Education	"Conseiller Principal D'Education"	0	1	1
	"Professeur Des Ecoles"	0	1	1
	"Volontaire De Solidarite Internationale (VSI)"	0	2	2
	Chinese Teacher	1	1	2
	Conseiller Principal D'Education	0	1	1
	Directeur	1	0	1
	Documentaliste	0	1	1
	Professeur De Sciences	0	1	1
	Professeur D'Histoire Et Geographie	0	1	1
	Professeur Philosophie	0	1	1
	'Professeur Sciences De La Vie Et De La Terre'	0	1	1
	Professur De Lettre Mopdernes	0	1	1
	Responsable Ingenierie Pedagogique	0	1	1
	Visiting Researcher	0	1	1
	Volontaire En Service Civique	1	1	2
	Volunteer Chinese Teacher	0	5	5
	Sub Total	3	20	23
Health And Social Work	Anaesthetic Technician	1	0	1
	Carer	0	1	1
	Health Care Assistant	0	1	1
	Sales Advisor	0	1	1
	Sub Total	1	3	4
Arts, Entertainment And Recreation	Set designer	0	1	1
	Sub Total	0	1	1
Other Service Activities	Air Conditioning Technician	12	0	12
	Automobile Electrician	1	0	1
	Beautician	0	3	3
	Consultant	3	3	6
	Cook	10	0	10
	Electrical Technician	1	0	1
	Football Player	2	0	2
	Hair And Beauty Junior Technician	0	2	2
	Hindu Priest	5	0	5
	Imaam & Teacher	1	0	1
	Jockey	1	0	1
	Loader	28	0	28
	Machine Operator	1	0	1
	Massage Therapist - Self Employed	0	2	2
	Officiating Priest	1	0	1
	Priest	15	0	15
Professional Jockey	1	0	1	

Table 29 (Cont'd) - Number of NEW work permits issued by industrial group, occupation & sex, July - September 2025

Industrial Group	Occupation	Male	Female	Both sexes	
Other Service Activities	Sculptor	1	0	1	
	Sculpture Artist	4	0	4	
	Seconded Director To The Iora Secretariat	0	1	1	
	Sheet Metal Employee	1	0	1	
	Technician Electronic	2	0	2	
	Volleyball Player	2	0	2	
	Volontaire De Solidarite Internationale (VSI)	1	0	1	
	Welder	1	0	1	
	Sub Total	94	#####	105	
Activities Of Households As Employers; Undifferentiated Goods And Services Producing Activites Of Households For Own Use	Aide Garde Malade/Carer	0	1	1	
	Babysitter / Nanny	0	9	9	
	Babysitter/Aide Menagere (Household Employee)	0	1	1	
	Carer	18	26	44	
	Carer - Home (Garde Malade)	2	9	11	
	Director	1	0	1	
	Director Self Employed	2	0	2	
	Driver	3	0	3	
	Gardener	4	1	5	
	Household Employee	6	8	14	
	Housekeeper	0	1	1	
	Housekeeper, Domestic	1	0	1	
	Housemaid	21	35	56	
	Sub Total	58	91	149	
	Extra territorial organisation	"Volontaire International En Entreprise (VIE)"	2	2	4
		Agent Administratif	1	0	1
Contractor)		1	0	1	
Consultant		1	0	1	
Caregiver		0	1	1	
Civil Engineer		1	0	1	
Electrical Engineer		1	0	1	
Individual Contractor		0	1	1	
Plasterer		1	0	1	
Plumber		1	0	1	
Sub Total		9	4	13	
		Grand Total	4,053	443	4,496

Table 30 - Number of work permits RENEWED by industrial group, occupation & sex, July -September 2025

Industrial Group	Occupation	Male	Female	Both sexes	
Agriculture, Forestry And Fishing	Budder operator	2	0	2	
	Chicken farmer	1	0	1	
	Fertilising Machine operator	5	0	5	
	Field Labourer	10	0	10	
	Fisherman	2	0	2	
	Greenhouse and budding operator	1	0	1	
	Green House Operator	5	0	5	
	Greenhouse technician	7	0	7	
	Green house worker	9	0	9	
	Horticultural Technician	0	0	0	
	Hydroponic farmer	1	0	1	
	Livestock farm worker	1	0	1	
	Plucker	3	0	3	
	Poultry Farm Worker	6	0	6	
	Seaman	1	0	1	
	Skilled hydroponic worker	1	0	1	
	Sub Total		55	0	55
	Manufacturing	Aluminium Assembler	1	0	1
Aluminium Fabricator		4	0	4	
Aluminium Light Operator		1	0	1	
Aluminium Light Metal Operator		9	0	9	
Aluminium Technician		1	0	1	
Aluminium Worker		1	0	1	
Assembler, Furniture, Wooden		1	0	1	
Assistant Factory Employee		2	0	2	
Automatic Knitting Machine Operator		1	0	1	
Bakery Operator		25	0	25	
Bariman		1	0	1	
Book Binder		1	0	1	
Cabinet Maker		61	0	61	
Carpenter		3	0	3	
Cook		1	0	1	
Cooling Bed Operator		1	0	1	
Cooling Bed Tongsman		1	0	1	
Cosmetic Brush Maker		2	3	5	
Crane Operator		1	0	1	
Denim Merchandise		1	0	1	
Denim Quality Assurance		2	0	2	
Director (Self-Employed)		1	0	1	
Double Needle Operator		0	4	4	
Electrician		2	0	2	
Electro Technician		1	0	1	
Embroidery Operator		2	0	2	
Extrusion Worker (Extruder)		1	0	1	
Factory Operator		5	0	5	
Feed Of The Arm Operator		0	3	3	

Table 30 cont'd - Number of work permits RENEWED by industrial group, occupation & sex, July -September 2025

Industrial Group	Occupation	Male	Female	Both sexes
Manufacturing (Cont'd)	Finishing Carpenter	2	0	2
	Fish Cleaner	0	107	107
	Fish Cutter	52	0	52
	Fish Sorter	1	0	1
	Folding Machine Operator	2	0	2
	Food Processing Operator	3	0	3
	Friigo Boy	2	0	2
	Furnace Fireman	1	0	1
	Gas Cutter	2	0	2
	General Labourer	1	0	1
	Glass Cutter	7	0	7
	Grinding Machine Operator	2	0	2
	Hammerman	1	0	1
	High Precision Mechanic	2	0	2
	Industrial Machine Operator	1	0	1
	Injection Moulding Machine Operator	4	0	4
	Interior Designer	1	0	1
	Jeweller	3	0	3
	Jeweller (Asian Style)	1	0	1
	Kansai Waist Band Operator	0	4	4
	Knitter	9	0	9
	Knitting Machine Operator	19	0	19
	Knitting Operator	1	0	1
	Laboratory Technician	1	0	1
	Lathe & Milling Machine Operator	1	0	1
	Leather Machine Operator	1	0	1
	Line Boring And Engine Boring Machine Operator	1	0	1
	Linking Machine Operator	0	7	7
	Looper	1	0	1
	Looping Machine Operator	1	0	1
	Machine Operator	293	78	371
	Machine Operator (Textile Industry)	17	0	17
	Machine Operator (Textile)	11	14	25
	Machine Operator Food Processing	1	0	1
	Machine Operator Grade II	1	0	1
	Machine Operator Offset Printer	1	0	1
	Machine Operator Paper Maker	6	0	6
	Machine Operator- Sewing	4	0	4
	Machine Operator Wire Products	1	0	1
	Machine Operator (Textile Industry)	1	0	1
	Machine Operator, Band, Shirt Making	21	0	21
	Machine Operator, Sewing	47	7	54
	Machine Operator, Textiles	379	212	591
Machine Operator, Wire Products	1	0	1	
Machinist	15	0	15	
Magnet Operator	1	0	1	

Table 30 cont'd - Number of work permits RENEWED by industrial group, occupation & sex, July -September 2025

Industrial Group	Occupation	Male	Female	Both sexes
Manufacturing (Cont'd)	Mechanical Fitter	1	0	1
	Metal Galvaniser	2	0	2
	Mill Fitter	3	0	3
	Mill Technical Fitter	1	0	1
	Mould Setter	1	0	1
	Office Administrator	0	1	1
	Offset Machine Operator	1	0	1
	Offset Printing Machine Operator	3	0	3
	Operateur De Machine	17	0	17
	Operateur Machine (Textile)	1	0	1
	Optical Technician	1	0	1
	Packing Machine Operator	24	0	24
	Painter	1	0	1
	Pastry Cook	1	0	1
	Pastry Maker	4	0	4
	Pitside Fitter	2	0	2
	Plastic Bag Machine Operator	1	0	1
	Plate Mason	1	0	1
	Plumber	1	0	1
	Polishing Machine Operator	4	0	4
	Principal Technician	1	0	1
	Printing Machine Operator	4	0	4
	Production Coordinator	1	0	1
	Pusher Tongsman	1	0	1
	Pvc Machine Operator	2	0	2
	Sales And Marketing Manager	0	1	1
	Sewing Machine Operator	37	0	37
	Sewing Machine Operator (Textile Industry)	4	0	4
	Sheet Metal Welder	1	0	1
	Single Needle Operator	1	0	1
	Skilled Cabinet Maker	2	0	2
	Skilled Aluminium Light Metal Operator	1	0	1
	Skilled Aluminium Fabricator	3	0	3
	Skilled Assembler Aluminium Operator	33	0	33
	Skilled Cabinet Maker	1	0	1
	Skilled Glass Cutter	3	0	3
	Skilled Machine Operator	11	0	11
	Spinner	72	0	72
	Spinning Machine Operator	1	0	1
	Stone Setter	1	0	1
	Supervisor Garments Manufacturing	2	0	2
	Technician	3	0	3
	Tig Welder	1	0	1
	Upholsterer	21	0	21
	Vehicle Painter	1	0	1
	Weaving Machine Operator	1	0	1

Table 30 cont'd - Number of work permits RENEWED by industrial group, occupation & sex, July -September 2025

Industrial Group	Occupation	Male	Female	Both sexes
Manufacturing (Cont'd)	Welder	26	0	26
	Welder Tig & Mig	1	0	1
	Welder, Mig	1	0	1
	Welder/Cutter	1	0	1
	Winding Operator	2	0	2
	Wine Factory Worker	2	0	2
	Wood Carver	2	0	2
	Sub Total	1,370	441	1,811
Construction	Painter Grade II	5	0	5
	Accounts Manager	1	0	1
	Admin Clerk Time Officer	1	0	1
	Admin Manager	1	0	1
	Admin Officer	1	0	1
	Aluminium Fabricator	1	0	1
	Aluminium Worker	1	0	1
	Assistant Manager Civil	8	0	8
	Auto Mechanic	1	0	1
	Bar Bender	11	0	11
	Barbender	39	0	39
	Barbender Grade I	18	0	18
	Barbender Grade II	62	0	62
	Block Mason Grade II	5	0	5
	Bricklayer (Mason)	3	0	3
	Building Construction Labourer	5	0	5
	Cabinet Maker	53	0	53
	Camp Supervisor	1	0	1
	Carpenter	152	0	152
	Carpenter - Grade II	423	0	423
	Carpenter Grade I	11	0	11
	Carpenter Worker	1	0	1
	Carpenter, General	10	0	10
	Cladding Technician	33	0	33
	Concrete Worker Grade II	38	0	38
	Construction Carpenter	5	0	5
	Construction Manager Civil	1	0	1
	Construction Manager Electrical	1	0	1
	Cook	10	0	10
	Cook Assistant	1	0	1
	Cook Grade II	1	0	1
	Dental Technician	1	0	1
	Driver	3	0	3
	Driver Grade I	3	0	3
Driver Grade II	5	0	5	
Electrician	45	0	45	
Electrician Grade I	2	0	2	

Table 30 cont'd - Number of work permits RENEWED by industrial group, occupation & sex, July -September 2025

Industrial Group	Occupation	Male	Female	Both sexes
Construction (cont'd)	Electrician Grade II	34	0	34
	Electrician Sg II	1	0	1
	Electrician Superior Grade II	2	0	2
	Engineering Building Construction	2	0	2
	Equipment Fixer Grade II	1	0	1
	Excavator Operator	11	0	11
	Fabrication Fitter Sg I	1	0	1
	Fabricators For Tank Works	1	0	1
	Finishing Carpenter	1	0	1
	Fire Fighting Labour Grade II	3	0	3
	Foreman	2	0	2
	Foreman Site Works	1	0	1
	General Maintenance - Pool Technician	3	0	3
	General Mason	4	0	4
	Granite Technician	24	0	24
	Gypsum Carpenter	1	0	1
	Health Executive	1	0	1
	Heavy Vehicle Driver	1	0	1
	Helper	45	0	45
	Helper Civil Works	47	0	47
	Hvac Air Conditioning & Ventilation Technician	2	0	2
	Hydraulic Jack Operating Technician	1	0	1
	IT/System	1	0	1
	Jcb Operator	4	0	4
	Khalasi	2	0	2
	Khalasi / Rigger	4	0	4
	Landscaper	2	0	2
	Light Truck Driver Grade II	4	0	4
	Loader Operator	1	0	1
	Lorry Driver	4	0	4
	Lorry Driver Grade II	8	0	8
	Maintenance Technician	8	0	8
	Manager (Qa/Qc)	1	0	1
	Manager Accounts	1	0	1
	Mason	420	0	420
	Mason General	6	0	6
	Mason Grade I	13	0	13
	Mason Grade II	550	0	550
	Mason Sg I	1	0	1
	Mason Sg II	3	0	3
	Mason/Structure Fixer	3	0	3
	Masonry Worker	10	0	10
	Material Controller	2	0	2
	Mechanic	5	0	5
	Mechanic Grade II	2	0	2
	Mess-Helper	2	0	2

Table 30 cont'd - Number of work permits RENEWED by industrial group, occupation & sex, July -September 2025

Industrial Group	Occupation	Male	Female	Both sexes
Construction (cont'd)	Metal Worker	3	0	3
	Motor Vehicles Mechanics & Repairers	1	0	1
	Office Assistant	3	0	3
	Office Boy	1	0	1
	Officer	8	0	8
	Operator	13	0	13
	Operator - Batching Plant	1	0	1
	Operator Crane	1	0	1
	Operator Jcb	1	0	1
	Operator Sg II	2	0	2
	Painter	17	0	17
	Painter Grade II	30	0	30
	Pipe Fitter	7	0	7
	Pipefitter	1	0	1
	Plant Operator	3	0	3
	Plant Operator (Bobcat)	1	0	1
	Plasterer	3	0	3
	Plasterer Grade I	1	0	1
	Plasterer Grade II	43	0	43
	Plumber	30	0	30
	Plumber Grade II	17	0	17
	Pole Electrician	2	0	2
	Project Director	1	0	1
	Project Manager	4	0	4
	Pump Operator C/O Driver	1	0	1
	Rebar Fitter Grade II	9	0	9
	Rebar Fitter Sg I	1	0	1
	Rebar Fitter Sg II	8	0	8
	Rigger	3	0	3
	Rigger / Khalasi	1	0	1
	Rigger For Tank Works	2	0	2
	Rigger Grade II	1	0	1
	Rigger/Khalasi	2	0	2
	S. Construction Carpenter	5	0	5
	Scaffolder Grade II	62	0	62
	Sheet Metal Welder	1	0	1
	Site Agent	8	0	8
	Site Manager	1	0	1
	Skilled Mason	7	0	7
	Skimmer	14	0	14
	Specialist Marble/Tiler	1	0	1
	Specialist Shutter Hand	4	0	4
	Specialist Shutter, Hand	16	0	16
	Sr Officer	1	0	1
	Steel Bender	6	0	6
	Steel Fixer	38	0	38

Table 30 cont'd - Number of work permits RENEWED by industrial group, occupation & sex, July -September 2025

Industrial Group	Occupation	Male	Female	Both sexes	
Construction (cont'd)	Steel Fixer Grade II	201	0	201	
	Stores Clerk	1	0	1	
	Supervisor	12	0	12	
	Supervisor - Civil	2	0	2	
	Supervisor Marine	1	0	1	
	Sweeper / Cleaner	4	0	4	
	Technician	17	0	17	
	Technician Civil	2	0	2	
	Technician Electrical	3	0	3	
	Technician Grade II	10	0	10	
	Technician Plumbing	2	0	2	
	Tile Setter	7	0	7	
	Tile Setter Grade II	35	0	35	
	Tiler	5	0	5	
	Tiles Layer	3	0	3	
	Tower Crane Operator	1	0	1	
	Vehicle Driver, General	1	0	1	
	Waterproofing Applicator Operator	2	0	2	
	Welder	6	0	6	
	Welder For Fuel Storage Tanks	2	0	2	
	Welder Gas & Electric	2	0	2	
	Welder Grade II	9	0	9	
	Welder, Mig	1	0	1	
	Welder, Tig	1	0	1	
	Sub Total		2,925	0	2,925
	Wholesale And Retail Trade; Repair Of Motor Vehicles And Motorcycles	Auto Electrician	3	0	3
Automobile Electrician		1	0	1	
Automobile Mechanic		5	0	5	
Automobile Mechanic Petrol And Diesel		1	0	1	
Automobile Painter		3	0	3	
Bakery Operator		34	0	34	
Cabinet Maker		3	0	3	
Car Painter		1	0	1	
Coach Builder		2	0	2	
Cook Halwai		1	0	1	
Fish/Meat Packer		2	0	2	
Frigo Worker		2	0	2	
Frigorist		4	0	4	
Fruit And Vegetable Grader (Coldroom)		5	0	5	
Furniture Assembler / Cabinet Maker		10	0	10	
Garment Embroiderer		3	0	3	
General Helper		2	0	2	
Granite Worker		0	1	1	
Helper \ Domestic Worker		0	1	1	
Mason		1	0	1	
Masonry Worker		1	0	1	
Meat Cutting Machine Operator		2	0	2	

Table 30 cont'd - Number of work permits RENEWED by industrial group, occupation & sex, July -September 2025

Industrial Group	Occupation	Male	Female	Both sexes
Wholesale And Retail Trade; Repair Of Motor Vehicles And Motorcycles (Cont'd)	Mechanic	6	0	6
	Mechanical Fitter	1	0	1
	Packer (Hand)	4	0	4
	Packing And Labelling Operator	2	0	2
	Packing Machine Operator	10	0	10
	Packing Operator	2	0	2
	Painter	3	0	3
	Painter (Building + Furniture)	2	0	2
	Panel Beater	2	0	2
	Pastry Maker	11	0	11
	Pastry Operator	3	0	3
	Plumber	4	0	4
	Professional Granite Worker	1	0	1
	Pumping Station Operator	1	0	1
	Shop Manager	1	0	1
	Textile Machine Operator	1	0	1
	Trimmer (Roll Forming Machine)	1	0	1
	Tyreman	4	0	4
	Upholsterer	3	0	3
	Welder	1	0	1
	Sub Total	149	2	151
Transportation And Storage	Automobile Mechanic	5	0	5
	Cold Room Attendant	5	0	5
	Diesel Mechanic	1	0	1
	Director (Self Employed)	1	0	1
	Driver	1	0	1
	Electrician	1	0	1
	Frigo Boy	2	0	2
	Mechanic	2	0	2
	Panel Beater	2	0	2
		Sub Total	20	0
Accommodation And Food Service Activities	Butler	3	0	3
	Chef	2	0	2
	Cook	13	0	13
	Landscaper	5	0	5
	Sweet Maker	1	0	1
	Tandoor Cook	1	0	1
	Welcome and service coordinator	1	0	1
		Sub Total	26	0
Information And Communication	Associate Executive	0	1	1
	Automobile Mechanic	1	0	1
	Chargée De Clientèle	0	1	1
	Mobile Phone Technician	2	0	2
	Trust & Safety Associate	0	1	1
		Sub Total	3	3

Table 30 cont'd - Number of work permits RENEWED by industrial group, occupation & sex, July -September 2025

Industrial Group	Occupation	Male	Female	Both sexes
Financial activities and social work	Chef De Projet Iora	1	0	1
	Chief Manager, Dealer And Treasury Function	1	0	1
	Executive Director Esatal	0	1	1
	Internal Auditor	0	1	1
	Sub Total	2	2	4
Real estate, renting and business activities	Accounts Supervisor	1	0	1
	Business Development Manager	1	0	1
	Maintenance and Operator	1	0	1
	Sub Total	3	0	3
Professional, Scientific And Technical Activities	Maintenance technician	1	0	1
	Motor Mechanic	2	0	2
	Photographer	1	0	1
	Tent worker and decorator	1	0	1
	Sub Total	5	0	5
Administrative And Support Service Activites	Fork Lift Operator	2	0	2
	Horticulturist Technicians	2	0	2
	Material Handler & Tractor Operator	1	0	1
	Operator Officer	0	1	1
	Packing And Labelling Operator	1	0	1
	Packing Machine Operator	36	0	36
	Packing Operator	1	0	1
	Skilled Landscaping Worker	2	0	2
	Tent Erector	2	0	2
	Sub total	47	1	48
Public administration and defence, compulsory social security	"Volontaire International En Entreprise (VIE)"	0	2	2
	Helicopter Pilot	1	0	1
	Sub Total	1	2	3
Education	"Professeur D'Anglais"	0	1	1
	"Professeur De Lettres Modernes"	0	1	1
	"Professeur Des Ecoles"	0	1	1
	Cook	2	0	2
	Graphic Designer	1	0	1
	Sub Total	3	3	6
Human Health And Social Work Activities	Anaesthesia Technician	1	0	1
	Nursing Officer	1	1	2
	Resident Medical Officer	1	0	1
	Sub Total	3	1	4
Arts, entertainment and recreational	Musician	1	1	2
	Spa Therapist	0	1	1
	Sub Total	1	2	3

Table 30 cont'd - Number of work permits RENEWED by industrial group, occupation & sex, July -September 2025

Industrial Group	Occupation	Male	Female	Both sexes
Other Service Activities	Ac Technician	1	0	1
	Automobile Electrician	4	0	4
	Director (Self Employed)	0	1	1
	Factory Operator	4	0	4
	Football Player	10	0	10
	Highly Skilled Tamil Temple Decorator	1	0	1
	Hindu Sanatanist Priest	1	0	1
	Hindu Temple Priest	1	0	1
	Imaam Islamic Priest	5	0	5
	International Technical Expert	0	1	1
	Jockey	3	0	3
	Laundry Machine Operator	2	0	2
	Machine Operator	3	0	3
	Missionary	1	0	1
	Nun	0	1	1
	Pastor	0	1	1
	Priest	7	0	7
	Professional Jockey	3	0	3
	Projects Coordinator/ Coptic Priest	1	0	1
	Religious And Social Worker	0	6	6
	Sculptors	2	0	2
	Tig & Mig Welder	2	0	2
	Un Volunteer	2	0	2
	Welder	2	0	2
	Sub Total		55	10
Activities Of Households As Employers	Baby Sitter	0	1	1
Undifferentiated Goods And Services	Carer	5	4	9
Producing Activites Of Households	Cook	0	1	1
For Own Use	Gardener	2	0	2
	Household Employee	9	6	15
	Household Worker	0	1	1
	Housekeeper	0	1	1
	Maid	14	8	22
Sub Total		30	22	52
Extra territorial organisation	"Volontaire International En Entreprise (VIE)"	1	2	3
	Caregiver	0	1	1
	Chief Of Mission	0	1	1
Sub Total		1	4	5
Grand Total		4,699	493	5,192

Table 31 - Number of new work permits issued and renewed work permits by country of origin & sex, July - September 2025

Country	New			Renewed			Grand Total
	Male	Female	Both sexes	Male	Female	Both sexes	
Algeria	1	0	1	0	0	0	1
Australia	1	0	1	0	0	0	1
Bangladesh	7	7	14	1,121	337	1,458	1,472
Belgium	0	0	0	1	0	1	1
Benin	1	0	1	0	0	0	1
Brazil	2	0	2	2	0	2	4
Burkina Faso	0	0	0	1	0	1	1
Cameroon	2	1	3	1	0	1	4
Canada	0	1	1	0	2	2	3
Chile	1	0	1	1	0	1	2
China, People's Republic of	3	6	9	21	0	21	30
Congo	1	0	1	0	1	1	2
Egypt	0	0	0	1	0	1	1
El Salvador	1	0	1	0	0	0	1
Ethiopia	7	0	7	0	0	0	7
France	18	22	40	3	8	11	51
Gambia	1	0	1	0	0	0	1
Germany	0	0	0	1	1	2	2
Ghana	5	1	6	0	0	0	6
Guinea	0	0	0	2	0	2	2
India	1,081	32	1,113	1,254	17	1,271	2,384
Indonesia	7	3	10	9	1	10	20
Ivory Coast	3	0	3	0	0	0	3
Japan	0	1	1	0	0	0	1
Kenya	3	41	44	3	7	10	54
Malagasy Republic	803	230	1,033	351	101	452	1,485
Malaysia	0	0	0	0	1	1	1
Morocco	0	3	3	0	3	3	6
Nepal	2,053	38	2,091	1,902	3	1,905	3,996
Nigeria	4	0	4	0	0	0	4
Oman	0	0	0	1	0	1	1
Pakistan	4	0	4	3	0	3	7

Table 31 (Cont'd) - Number of new work permits issued and renewed work permits by country of origin & sex, July - September 2025

Country	New			Renewed			Grand Total
	Male	Female	Both sexes	Male	Female	Both sexes	
Philippines	0	3	3	1	3	4	7
Russia	3	0	3	0	0	0	3
Rwanda	0	0	0	1	1	2	2
Somalia	0	1	1	0	0	0	1
South Africa	7	3	10	5	2	7	17
Sri Lanka	24	44	68	14	4	18	86
Tanzania	3	1	4	0	0	0	4
Togo	1	0	1	0	0	0	1
Tunisia	1	0	1	0	0	0	1
Turkey	0	1	1	0	0	0	1
United States of America	2	0	2	0	0	0	2
Zambia	1	0	1	0	0	0	1
Zimbabwe	2	4	6	0	1	1	7
Total	4,053	443	4,496	4,699	493	5,192	9,688

Figure 6 - Distribution (%) of new work permits & renewed work permits by country of origin, July to September 2025

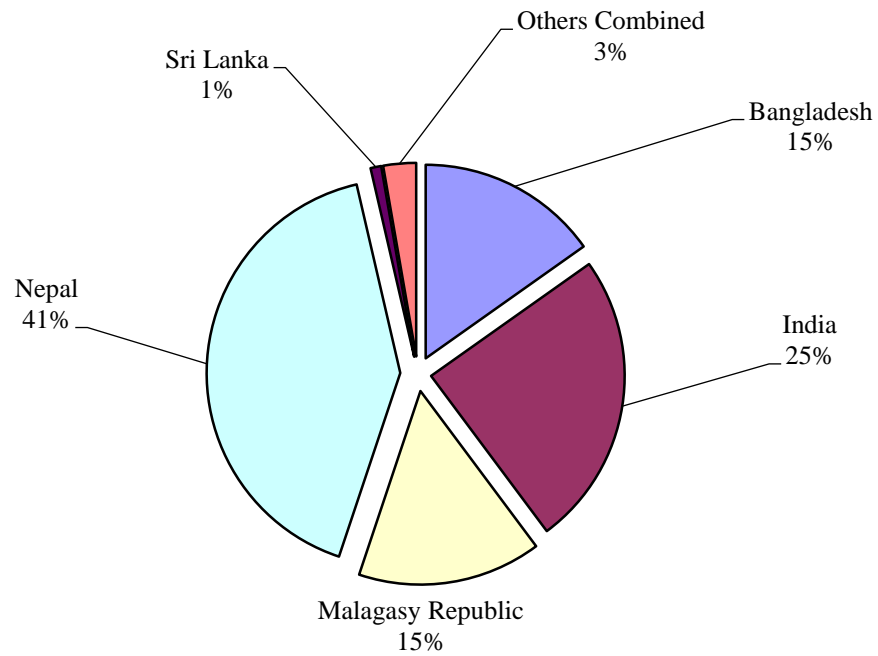


Figure 7 - Number of new work permits & renewed work permits by industrial group, July to September 2025

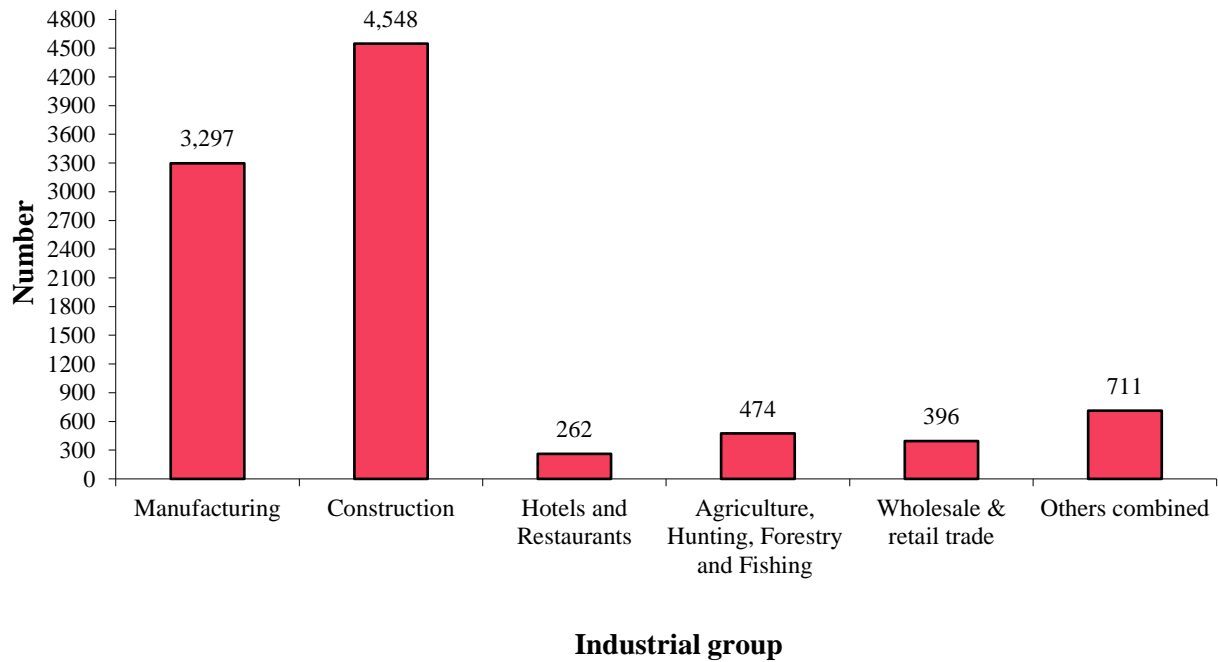


Table 32 - Number of new and renewed work permits by industrial group & sex, July - September 2025

Industrial group	New			Renewed			Total		
	Male	Female	Both sexes	Male	Female	Both sexes	Male	Female	Both sexes
Agriculture, Forestry And Fishing	417	2	419	55	0	55	472	2	474
Mining And Quarrying	0	0	0	0	0	0	0	0	0
Manufacturing	1,208	228	1,436	1,370	441	1,811	2,578	669	3,247
Electricity, Gas, Steam And Air Conditioning Supply	0	0	0	0	0	0	0	0	0
Construction	1,650	3	1,653	2,925	0	2,925	4,575	3	4,578
Wholesale And Retail Trade, Repair Of Motor Vehicles And Motorcycles	203	33	236	149	2	151	352	35	387
Transportation And Storage	30	0	30	20	0	20	50	0	50
Accommodation And Food Service Activities	215	21	236	26	0	26	241	21	262
Information And Communication	5	1	6	3	3	6	8	4	12
Financial And Insurance Activities	10	3	13	2	2	4	12	5	17
Real estate activities	3	3	6	3	0	3	6	3	9
Professional, Scientific And Technical Activities	0	1	1	5	0	5	5	1	6
Administrative And Support Service Activites	129	12	141	47	1	48	176	13	189
Public administration and defence; compulsory social security	18	6	24	1	2	3	19	8	27
Education	3	20	23	3	3	6	6	23	29
Human Health And Social Work Activities	1	3	4	3	1	4	4	4	8
Arts, Entertainment And Recreation	0	1	1	1	2	3	1	3	4
Other Service Activities	94	11	105	55	10	65	149	21	170
Undifferentiated Goods And Services Producing Activites Of Households For Own Use	58	91	149	30	22	52	88	113	201
Activities of extra territorial organisations and bodies	9	4	13	1	4	5	10	8	18
Total	4,053	443	4,496	4,699	493	5,192	8,752	936	9,688

Table 33 - Number of valid work permits and certificates of exemption by industrial group & sex, as at end of September 2025

Industrial group	Grand Total		
	Male	Female	Both sexes
Agriculture, Hunting, Forestry and Fishing	2,575	11	2,586
Mining And Quarrying	2	0	2
Manufacturing	17,643	4,159	21,802
Electricity, Gas And Water Supply	20	0	20
Water supply; Sewerage, Waste Management And Remediation Activities	45	0	45
Construction	13,947	10	13,957
Wholesale And Retail Trade, Repair Of Motor Vehicles, Motorcycles And Personal And Household Goods	2,935	119	3,054
Transport, Storage And Communications	324	61	385
Hotels And Restaurants	1,377	90	1,467
Information Technology	29	13	42
Financial Intermediation	54	31	85
Real Estate, Renting And Business Activities	93	18	111
Professional, Scientific and Technical Activities	38	5	43
Administrative and Support	801	225	1,026
Public Administration And Defence; Compulsory Social Security	98	48	146
Education	56	60	116
Health And Social Work	69	93	162
Arts, Entertainment And Recreation	6	9	15
Other Community, Social And Personal Service	664	125	789
Private Households With Employed Persons	336	418	754
Extra-territorial Organisations and Bodies	40	24	64
Total	41,152	5,519	46,671

Table 34 - Number of valid work permits and certificates of exemption by country of origin & sex, as at end of September 2025

Country of origin	Male	Female	Both sexes
Algeria	2	1	3
Argentina	1	0	1
Australia	2	2	4
Austria	1	0	1
Bangladesh	6,332	1,620	7,952
Belgium	1	5	6
Benin	3	0	3
Botswana	0	3	3
Brazil	3	0	3
Burkina Faso	2	0	2
Burundi	1	2	3
Cameroon	6	3	9
Canada	0	4	4
Chile	1	0	1
China	70	35	105
Colombia	0	1	1
Comoros	1	0	1
Congo	3	1	4
Côte D'Ivoire (Ivory Coast)	7	1	8
Croates	1	0	1
Cuba	1	1	2
Democratic Republic Of The Congo	2	0	2
Djibouti	0	2	2
Egypt	4	0	4
El Salvador	3	0	3
Ethiopia	13	2	15
France	107	108	215
Gambia	2	0	2
Germany	1	2	3
Ghana	25	3	28
Guinea	2	0	2
Iceland	0	1	1
India	15,356	382	15,738
Indonesia	81	20	101
Italy	3	3	6
Japan	4	4	8
Kazakhstan	0	1	1
Kenya	92	392	484
Laos	0	1	1
Madagascar	6,875	2,178	9,053
Malawi	4	1	5
Malaysia	2	1	3
Mauritania	1	0	1
Morocco	1	8	9
Mozambique	10	3	13

Table 34 (Cont'd) - Number of valid work permits and certificates of exemption by country of origin & sex, as at end of September 2025

Country of origin	Male	Female	Both sexes
Namibia	2	2	4
Nauru	2	0	2
Nepal	11,630	202	11,832
Netherlands	2	0	2
Nigeria	16	1	17
Oman	2	0	2
Pakistan	24	1	25
Philippines	1	19	20
Poland	4	1	5
Portugal	1	0	1
Réunion	0	1	1
Russia	1	2	3
Rwanda	1	6	7
Senegal	3	1	4
Seychelles	1	1	2
Singapore	0	1	1
Slovakia	0	1	1
Somalia	0	1	1
South Africa	33	11	44
South Korea	3	0	3
Spain	1	1	2
Sri Lanka	284	443	727
Swaziland	0	2	2
Taiwan	3	0	3
Tanzania	8	3	11
Thailand	1	1	2
Togo	2	0	2
Tunisia	0	1	1
Turkey	11	1	12
Uganda	1	3	4
Ukraine	2	1	3
United Arab Emirates (Uae)	1	0	1
United Kingdom	3	1	4
United States Of America (Usa)	23	6	29
Vietnam	1	1	2
Yemen	1	0	1
Zambia	13	2	15
Zimbabwe	45	11	56
Total	41,152	5,519	46,671

Table 35 - Number of valid work permits and certificates of exemption (more than 50) by occupation & sex, as at end of September 2025

Occupation	Male	Female	Total
Agricultural Labourer	267	0	267
Aluminium Fabricator	169	0	169
Bakery Operator	967	3	970
Barbender	268	0	268
Barbender Grade I	103	0	103
Barbender Grade II	149	0	149
Cabinet Maker	845	4	849
Cabinet Maker Grade I	14	0	14
Cabinet Maker Grade II	139	0	139
Call Centre Operator	202	273	475
Carer	106	173	279
Carpenter	1316	0	1,316
Carpenter Grade I	475	0	475
Carpenter Grade II	673	0	673
Cook	642	14	656
Cosmetic Brush Maker	53	33	86
Electrician	564	0	564
Electrician Grade I	41	0	41
Electrician Grade II	73	0	73
Excavator Operator	53	0	53
Factory Attendant	148	0	148
Factory Operator	527	88	615
Field Crop Labourer	80	0	80
Field Labourer	391	2	393
Fish Cleaner	15	1159	1,174
Fish Cutter	521	1	522
Fisherman	260	0	260
Food Processor	176	2	178
Helper	323	0	323
Hvac Technician	52	0	52
Injection Operator	141	11	152
Jeweller	82	0	82
Knitting Machine Operator	60	0	60
Labourer	54	0	54
Landscaper	113	0	113
Leather Machine Operator	129	11	140
Machine Operator	2427	350	2,777
Machine Operator, Sewing	1298	376	1,674
Machine Operator, Textiles	5495	1963	7,458
Machinist	77	2	79
Maid	63	54	117

Table 35 (Cont'd) - Number of valid work permits and certificates of exemption (more than 50) by occupation & sex, as at end of September 2025

Occupation	Male	Female	Total
Mason	4008	3	4,011
Mason Grade 1	26	0	26
Mason Grade 2	3	0	3
Mechanic	112	0	112
Nursing Officer	21	37	58
Packing Machine Operator	1025	3	1,028
Packing Operator	59	4	63
Painter	79	0	79
Panel Beater	96	0	96
Pastry Maker	276	14	290
Plasterer Grade II	85	0	85
Plumber	367	0	367
Poultry Farm Worker	149	2	151
Priest	96	2	98
Religious And Social Worker	15	66	81
Scaffolder Grade II	38	0	38
Shelf Workers	133	41	174
Skilled Farm Worker	222	0	222
Skilled Mason	349	0	349
Specialist Shutter, Hand	108	0	108
Spinner	318	3	321
Spinning Machine Operator	316	0	316
Steel Bender	11	0	11
Steel Fixer	426	0	426
Steel Fixer Grade II	291	0	291
Sugar Cane Field Labourer	164	0	164
Supervisor	50	3	53
Technician	143	0	143
Technician Grade II	92	2	94
Tiler	71	2	73
Unskilled Worker	313	0	313
Upholsterer	163	4	167
Waiter	153	3	156
Weaving Machine Operator	122	0	122
Welder	453	2	455
Welder Grade II	95	0	95
<i>Others</i>	<i>11153</i>	<i>809</i>	<i>11,962</i>
Total	41152	5519	46,671

SECTION II



Section II – Rodrigues Island

1. Introduction

This section presents data on registered jobseekers for Rodrigues Island. The functioning of the Employment Information Centre in Rodrigues is similar to that in Mauritius.

2. Registered Unemployed

The number of registered unemployed as at the end of September 2025 was 3,345 (1,229 males and 2,116 females), while the number of registrants in employment amounted to 1,310 consisting of 597 males and 713 females (Table 1.1). 46% of the unemployed persons were aged between 16 and 29 years (Table 1.2).

Table 1.1 - Number of registered Unemployed and In Employment jobseekers by sex, as at end September 2025

Registered Jobseekers	Male	Female	Both sexes
Unemployed	1,229	2,116	3,345
In Employment	597	713	1,310
Total	1,826	2,829	4,655

Table 1.2 - Number of registered unemployed and in employment by sex and age group, as at end September 2025

Age group	Unemployed						In employment					
	Male		Female		Total		Male		Female		Total	
	Number	%	Number	%	Number	%	Number	%	Number	%	Number	%
16 - 29	614	50	919	43	1,533	46	312	52	340	48	652	50
30 - 39	300	24	717	34	1,017	30	170	28	269	38	439	34
40+	315	26	480	23	795	24	115	19	104	15	219	17
Total	1,229	100	2,116	100	3,345	100	597	100	713	100	1,310	100

The educational attainment of unemployed registrants was mainly in the category “Form I to V (including SC failed)” at 40%. Only 92 registrants had their Higher School Certificate. The length of unemployment of 18% of the registered unemployed was less than 2 years, and about 67% had been looking for work for 5 years or more. The average length of registration worked out to 4.0 years. The average length of registration for females being slightly higher than that of males, 3.9 years compared to 4.1 years (Tables 1.3 and 1.4).

Table 1.3 - Registered unemployed jobseekers by qualification and sex, as at end of September 2025

Qualification	Male		Female		Total	
	Number	%	Number	%	Number	%
Education Nil + Std VI Failed	432	35	414	20	846	25
Standard VI Passed	148	12	197	9	345	10
Form I to V (including SC failed)	418	34	921	44	1,339	40
SC	186	15	496	23	682	20
HSC	30	2	62	3	92	3
Professional	15	1	26	1	41	1
Total	1,229	100	2,116	100	3,345	100

As regards previous work experience, 513 registrants had, in the past, worked or were qualified to work as “Craft & related trades workers”. The proportion of those who have never worked and did not possess any technical or professional qualifications is higher among female unemployed; 4% of the latter have never worked, compared to 2% of males unemployed (Table 1.5).

3. New registrants and re-registrants

For the months of July to September 2025, 88 new unemployed jobseekers have registered themselves consisting of 43 males and 45 females. The number of unemployed re-registrants and the number of unemployed jobseekers who reported for maintaining their registration are 171 (78 males and 93 females) and 2,298 (816 males and 1,482 females) respectively.

For in employment, there were 3 new males registrant (3 males and 0 females) and 50 re-registrants (18 males and 32 females). 905 (414 males and 491 females) in employment registrants reported to the Employment Information Centres to maintain their registration (Table 1.6).

4. Registered unemployed with disabilities

Among the 3,345 unemployed registrants, there were 10 persons with disabilities who were looking for work comprising of 6 males and 4 females (Table 1.7).

Table 1.4 - Number of registered unemployed by qualification, length of registration, sex and age-group, Island of Rodrigues, as at end of September 2025

Qualification	Age-group Length of Registration	Male					Female					Both sexes				
		16 - 19	20 - 29	30 - 39	40+	Total	16 - 19	20 - 29	30 - 39	40+	Total	16 - 19	20 - 29	30 - 39	40+	Total
Education Nil +Std VI Failed	Less than 1 year	1	12	6	11	30	1	5	10	10	26	2	17	16	21	56
	1 yr but < 2 yrs	1	8	5	2	16	2	8	6	6	22	3	16	11	8	38
	2 yrs but < 3 yrs	0	8	1	6	15	0	11	0	5	16	0	19	1	11	31
	3 yrs but < 4 yrs	0	9	6	6	21	0	6	6	10	22	0	15	12	16	43
	4 yrs but < 5 yrs	0	12	5	1	18	0	4	4	4	12	0	16	9	5	30
	5 yrs and above	0	28	86	218	332	0	20	95	201	316	0	48	181	419	648
	Total	2	77	109	244	432	3	54	121	236	414	5	131	230	480	846
Standard VI (Passed)	Less than 1 year	3	4	2	0	9	1	6	5	2	14	4	10	7	2	23
	1 yr but < 2 yrs	1	6	1	0	8	0	5	3	0	8	1	11	4	0	16
	2 yrs but < 3 yrs	0	4	0	0	4	0	3	1	0	4	0	7	1	0	8
	3 yrs but < 4 yrs	0	6	2	1	9	0	8	4	2	14	0	14	6	3	23
	4 yrs but < 5 yrs	0	4	0	0	4	0	1	3	0	4	0	5	3	0	8
	5 yrs and above	0	31	59	24	114	0	52	70	31	153	0	83	129	55	267
	Total	4	55	64	25	148	1	75	86	35	197	5	130	150	60	345
Form I to V (including SC failed)	Less than 1 year	27	26	1	1	55	29	34	4	0	67	56	60	5	1	122
	1 yr but < 2 yrs	6	39	2	1	48	5	49	5	1	60	11	88	7	2	108
	2 yrs but < 3 yrs	0	35	0	0	35	0	44	3	2	49	0	79	3	2	84
	3 yrs but < 4 yrs	0	31	3	0	34	0	53	3	0	56	0	84	6	0	90
	4 yrs but < 5 yrs	0	23	0	0	23	0	29	2	1	32	0	52	2	1	55
	5 yrs and above	0	93	93	37	223	0	186	314	157	657	0	279	407	194	880
	Total	33	247	99	39	418	34	395	331	161	921	67	642	430	200	1,339

Table 1.4 (cont'd) - Number of registered unemployed by qualification, length of registration, gender and age group, Island of Rodrigues, as at end of September 2025

Qualification	Age-group Length of Registration	Male					Female					Both sexes				
		16 - 19	20 - 29	30 - 39	40+	Total	16 - 19	20 - 29	30 - 39	40+	Total	16 - 19	20 - 29	30 - 39	40+	Total
SC	Less than 1 year	6	27	0	0	33	9	23	1	0	33	15	50	1	0	66
	1 yr but < 2 yrs	0	32	0	0	32	8	52	0	0	60	8	84	0	0	92
	2 yrs but < 3 yrs	0	17	0	0	17	0	27	0	0	27	0	44	0	0	44
	3 yrs but < 4 yrs	0	17	0	0	17	0	30	1	0	31	0	47	1	0	48
	4 yrs but < 5 yrs	0	9	0	0	9	0	19	0	0	19	0	28	0	0	28
	5 yrs and above	0	47	24	7	78	0	122	160	44	326	0	169	184	51	404
	Total	6	149	24	7	186	17	273	162	44	496	23	422	186	51	682
HSC	Less than 1 year	0	11	1	0	12	2	27	0	0	29	2	38	1	0	41
	1 yr but < 2 yrs	0	6	0	0	6	0	8	0	0	8	0	14	0	0	14
	2 yrs but < 3 yrs	0	1	0	0	1	0	2	0	0	2	0	3	0	0	3
	3 yrs but < 4 yrs	0	3	0	0	3	0	5	0	0	5	0	8	0	0	8
	4 yrs but < 5 yrs	0	0	0	0	0	0	1	1	0	2	0	1	1	0	2
	5 yrs and above	0	6	2	0	8	0	7	9	0	16	0	13	11	0	24
	Total	0	27	3	0	30	2	50	10	0	62	2	77	13	0	92
Professional	Less than 1 year	0	8	0	0	8	0	4	0	0	4	0	12	0	0	12
	1 yr but < 2 yrs	0	0	0	0	0	0	2	0	0	2	0	2	0	0	2
	2 yrs but < 3 yrs	0	2	0	0	2	0	1	0	0	1	0	3	0	0	3
	3 yrs but < 4 yrs	0	1	0	0	1	0	1	0	0	1	0	2	0	0	2
	4 yrs but < 5 yrs	0	1	0	0	1	0	1	0	0	1	0	2	0	0	2
	5 yrs and above	0	2	1	0	3	0	6	7	4	17	0	8	8	4	20
	Total	0	14	1	0	15	0	15	7	4	26	0	29	8	4	41
Grand Total		45	569	300	315	1,229	57	862	717	480	2,116	102	1,431	1,017	795	3,345

Figure 8 - Registered unemployed (%) by educational attainment for Island of Rodrigues, as at end September 2025

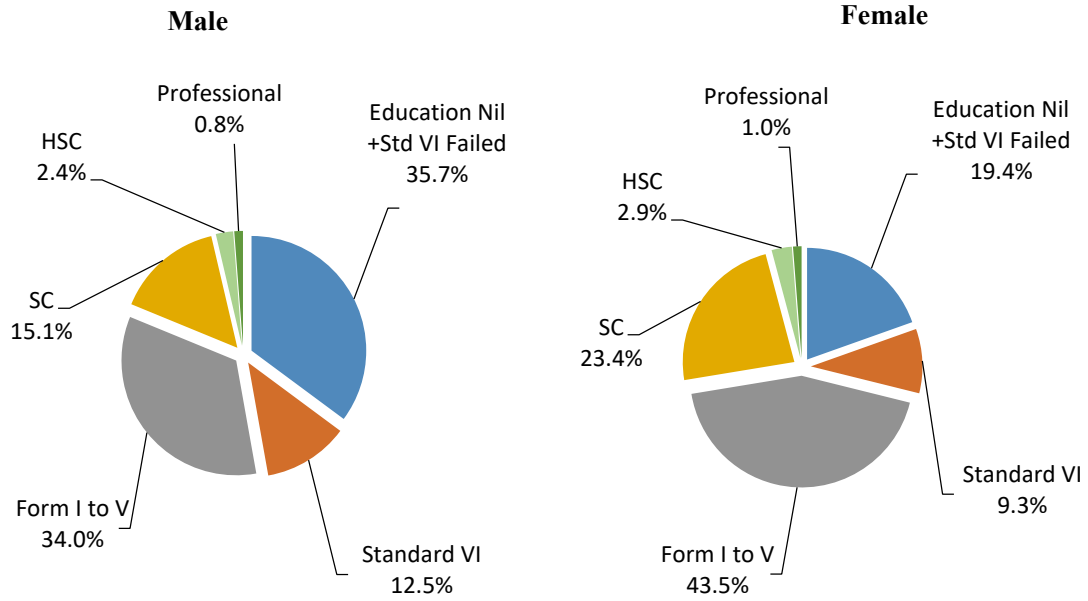


Figure 9 - Number of registered unemployed by age group & sex for Island of Rodrigues, as at end of September 2025

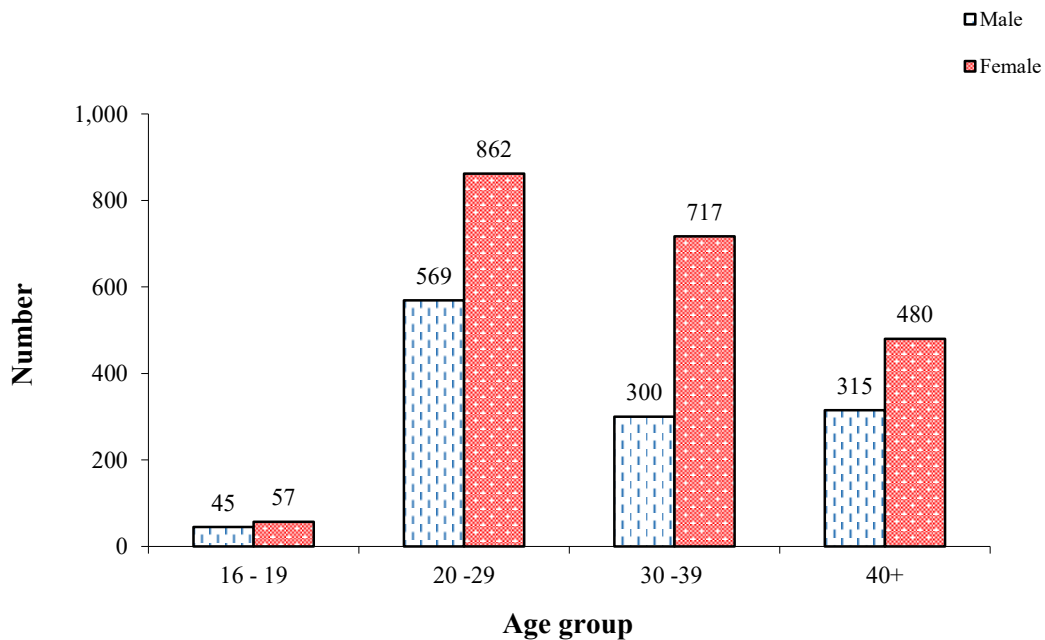


Table 1.5 - Number of registered unemployed by occupational group and sex, Island of Rodrigues, as at end of September 2025

Occupational group	Male	Female	Both sexes
Managers	0	5	5
Professionals	14	10	24
Technicians & Associate Professionals	44	110	154
Clerical support workers	26	156	182
Service & sales workers	114	696	810
Skilled agricultural, forestry & fishery workers	111	56	167
Craft & related trades workers	283	230	513
Plant & machine operators & assemblers	95	41	136
Elementary occupations	520	719	1,239
New workers seeking employment	22	93	115
Total	1,229	2,116	3,345

Table 1.6 - Number of Unemployed and In Employment new registrants, re-registrants & those who reported for maintaining their registration by sex, Island of Rodrigues, July - September 2025

Type of registration	Unemployed			In Employment		
	Male	Female	Both sexes	Male	Female	Both sexes
New Registration	43	45	88	3	0	3
Re-registration	78	93	171	18	32	50
Reported	816	1,482	2,298	414	491	905
Total	937	1,620	2,557	435	523	958

Table 1.7 - Number of registered unemployed with disabilities by nature of disability and sex, Island of Rodrigues, as at end of September 2025

Nature of disability	Male	Female	Both sexes
Abnormal Movement Of Body Parts	0	1	1
Deaf And Dumb	1	0	1
Deformation Of Body Parts Since Birth (Eg. 1 Arm Or Fingers Missing Etc.)	1	0	1
Disabled Through Surgical Operation Or Illness	1	1	2
Epileptic	1	0	1
Partly Blind	1	1	2
Partly Deaf	1	1	2
Grand Total	6	4	10

GLOSSARY

Active Population or Labour Force - active population or labour force is made up of employed and unemployed population.

Activity Rate - activity rate is the ratio (%) of labour force to population aged 16+ (active and inactive population)

Back to Work Programme (BTWP) - a programme launched in June 2015, is meant for women above 35 years of age to enable them take up or resume employment. All women should register first as unemployed at the EIC before applying at BTWP.

Certificate of Exemption- the Employment (Non-Citizens) (Restriction) Exemptions Regulations 1970, stipulates that certain categories of expatriates are exempted from a work permit during his/her period of employment in Mauritius.

De-Registration - jobseekers who fail to maintain their registration during the month and consequently their applications are removed from the live register and placed in a dormant register.

Disability - any limitation to perform a daily life activity in a manner considered normal for persons of their age.

Dual Training Programme (DTP) - a programme launched in 2015 is a mix of practical on-the-job training and classroom studies. The main objective of the DTP is to address the problem of skills mismatch in the labour market and to ensure the availability of skilled manpower for employers.

Educational attainment - the highest level of education completed, whereas for persons attending school, it refers to the standard, form or course being attended.

Employment - employed population aged 16 years and above (16+) who have worked for pay, profit or family gain for at least one hour during the reference week of a month. It includes those who are temporarily absent from work for reasons such as leave with pay, leave without pay and temporary disorganisation of work (bad weather, breakdown of equipment, lack of order, etc.).

Employment Information Centres (EIC) - the thirteen public Employment Office found in Mauritius and one in Rodrigues where among others attention is being given to jobseekers.

Industrial Group - the national classification based on ISIC (International Industrial Classification of Economic Activities) Rev 3 of United Nations is the reference classification of productive activities. Its main purpose is to provide a set of activity categories that can be utilised for the collection and reporting of statistics according to such activities.

In-employment jobseekers at EIC - persons who are in some sort of employment and are in search of a well remunerated or secured job.

Inflation rate - inflation rate as measured by the Consumer Price Index (CPI) is the percentage change in the level of prices from one period to another. It is measured by comparing the average level of prices during a twelve-month period with the average level during the corresponding previous twelve-month period. The CPI is an indicator of changes over time in the general level of goods and services acquired by Mauritian consumers.

Jobseeker - Any citizen of Mauritius aged 16 years and above who is actively looking for employment and is available to work.

Job Management System - The website of the National Employment Department, where employers and jobseekers interact freely. The website <https://mauritiusjobs.govmu.org> was launched in June 2014. Jobseekers register their Curriculum Vitae (CV) and apply for jobs; while employers input vacancies and search for candidates.

Labour migration - The movement of people from one country to another for employment in a better environment.

Live Register - the database of jobseekers who are registering at the National Employment Department.

Magazine de L'Emploi et des Metiers - A television programme for broadcast of vacancies and information on the world of work. It also includes radio talk shows and debates on television relating to the labour market.

New registrant - a jobseeker who apply for registration for the first time at the National Employment Department.

New and renewed work permit - Each time when enterprises initially apply for the work permit of foreign workers for the first time at the Ministry of Labour, Human Resource Development and

Training and employ them for the first time, the work permit is considered as new. In case the foreigners move from the actual enterprise for another enterprise, the valid work permit is cancelled and again a new work permit rather than renewed work permit is issued. But in case of expiry of the current work permit and the foreign worker is still working for the same enterprise, the work permit is renewed. Applications should be submitted two months prior to the expiry of the current work permit. Applications for renewal of work permits received after expiry of current work permits is not accepted

Occupational Group - the National Classification of Occupations 2009 (NCO-09) adopted from International Standards Classification of Occupations 2008 (ISCO-08) which is a document of the International Labour Organisation (ILO) and is a tool for organising jobs in a clearly defined set of groups and according to the specificity of the tasks and duties undertaken in the job.

Placement - the offer of a decent and remunerative job/internship to a jobseeker.

Public Sector - It comprises of organisations that are owned and operated by Government and exist to provide services for its citizens.

Real Gross Domestic Product (GDP) Growth Rate - the rate of change that GDP at basic prices (amount receivable by the producer exclusive of taxes and inclusive of subsidies on products) changes/grows from one year to another after removing price effect. GDP is the aggregate money value of all goods and services produced within a country out of economic activity during a specified period, usually a year, before provision for the consumption of fixed capital.

Registered unemployed and in-employment at EIC - Only those persons who actively and continuously maintain their registration at EIC are included as registered. The live register comprises of new registrants, re-registrants and those maintaining their registration.

Reported - jobseekers who are maintaining their names on the live register of the National Employment Department.

Re-registrants - those who have ceased registration for a period not exceeding two years, and come back to be re-admitted on the live register. If the break is more than two years then the case will be considered as a new one.

Trainee Engineer Scheme (TES) – Government announced a special scheme in the Budget Programme 2016 – 2017. The scheme aimed at providing practical training for graduates in Engineering in order to

enable them to qualify for registration with the Council of Registered Professional Engineers (CRPE) of Mauritius and to operate as full-fledged Engineers.

Trainee Land Surveyor Scheme (TLSS) – Government announced in the 2023/2024 Budget, provides Diploma holders in Land Surveying from the University of Mauritius or equivalent qualifications with a two-year practical training under the supervision of a registered Land Surveyor, as required by the Land Surveyors Act, to qualify for registration as Land Surveyors.

Training and Placement of Persons with Disabilities (TPPD) – Government announced in the 2022/2023 Budget, aims to promote the inclusion of persons with disabilities in the open labour market in line with Article 27 of the UN Convention on the Rights of Persons with Disabilities (UNCRPD).

Unemployment (Continuous Multi-Purpose Household Survey) - unemployment population comprise all Mauritians aged 16+ who are not working but who are looking for work and are available for work during the reference period.

Unemployed registered jobseekers at EIC - jobseekers aged 16 years and above registered as unemployed at EIC who are without work, currently available for work and actively seeking for work limited to Mauritian citizen residing in Mauritius and Rodrigues Island.

Unemployment rate - unemployment rate is the ratio (%) of unemployment to labour force.

Vacancy - a position in an enterprise that is vacant and a call for suitable candidate is being made.


Valid work permit - The non-citizens (Employment Restriction) Act 1973, stipulates that a non-citizen shall not engage in any occupation in Mauritius for reward or profit or be employed in Mauritius unless there is in force in relation to him a valid permit and he engages in the occupation, or is employed in accordance with any condition which may be specified in the permit. The Act also stipulates that “no person shall have a non-citizen in his employment in Mauritius without there being in force a valid permit in relation to that employment.”

Work Permit - a legal document authorising a person under certain conditions to take employment in Mauritius.

Workfare Programme - The Workfare Programme (WP) was initiated by Government to protect laid off workers in the difficult phase of their lives by providing them financial relief and assistance in

terms of job placement, training /re-skilling and starting up a business. It has been incorporated in the new Labour Laws under the Employment Rights Act 2008 and became effective following proclamation of the Act on 02 February 2009.

Youth Employment Programme (YEP) - a programme which started in 2013 for unemployed youth aged between 16 and 35 years and provides them with training and placement in an enterprise for an initial period of one year with the possibility of one additional year of placement with another enterprise. All youth should register first as unemployed at the EIC before applying at YEP.



EMPLOYMENT SERVICE MAIN OFFICE

11th Floor, Victoria House,
C/r St Louis & Barracks Streets,
Port-Louis

■ Mauritius Jobs
405 0129
<https://mauritiusjobs.govmu.org/>

■ Back To Work Programme
405 0120 / 405 0121
www.backtowork.mu

■ Dual Training Programme
405 0123
<https://mauritiusjobs.govmu.org/>

■ Youth Employment Programme
405 0111 / 36
405 0185 / 82
www.yep.mu

■ Labour Market Information System
405 0126 / 27
<https://mauritiusjobs.govmu.org/>

■ Trainee Engineer Scheme
405 0131 / 405 0122
<https://mauritiusjobs.govmu.org/>